


**CATALOGO PARTI DI RICAMBIO - PARTS CATALOG  
CATALOGUE PIECES DE RECHANGE - ERSATZTEILKATALOG  
CATALOGO PIEZAS DE REPUESTO**



**Husqvarna**



***te 610 e / sm 610***

Part. N° 8000 87098

## INFORMAZIONI GENERALI

Il presente catalogo serve per richiedere con esattezza le parti di ricambio.

Nelle ordinazioni indicare:

- 1) il numero di codice dei particolari seguito dalla descrizione;
- 2) il codice colore riportato sull'adesivo applicato sul lato sinistro del telaio posteriore;
- 3) il numero di matricola del motociclo, stampigliato sul canotto di sterzo.

Le indicazioni destra e sinistra si riferiscono ai lati del veicolo rispetto al senso di marcia.

## GENERAL INFORMATION

The present spare parts list enables one to order exactly the right spare parts.

When ordering specify:

- 1) the part's code number followed by its description;
- 2) the colour code, shown on the sticker on the left side of the rear frame;
- 3) the motorcycle's serial number, stamped on the steering head.

References to right and left apply to the vehicle in terms of its direction of movement.

## INFORMATIONS GENERALES

Ca catalogue permet de commander correctement les pièces de rechange.

Les commandes doivent être passées en indiquant:

- 1) le numéro de code des pièces détachées suivi de leur description;
  - 2) le code de coloris indiqué sur l'auto-collant appliqué au le côté gauche des châssis arrière;
  - 3) le matricule de la moto, estampillé sur la tige du guidon.
- Droite et gauche sont les côtés du véhicule par rapport au sens de la marche.

## ALLGEMEINE HINWEISE

Dieser Ersatzteilkatalog dient zur genauen Angabe der Teile bei Ersatzteilbestellungen.

Bei Ersatzbestellung ist folgendes anzugeben:

- 1) Die Farbnummer, die auf dem Aufkleber am links des Hinterrahmen;
- 2) Farbe für lackierte und farbige Teile angeben;
- 3) Die Seriennummer des Motorrades, die am Lenkrohr eingepreßt ist.

Die Angaben rechts und links beziehen sich auf das Fahrzeug in Fahrrichtung.

## INFORMACIONES GENERALES

El presente catálogo sirve para pedir con exactitud las partes de recambio.

En los pedidos se debe indicar:

- 1) el número de código de la parte y a continuación la descripción;
- 2) el código de color que se encuentra en el adhesivo aplicado en el lado izquierdo del bastidor trasero;
- 3) el número de matrícula de la motocicleta, estampado en el tubo de dirección.

Las indicaciones derecha e izquierda se refieren a los lados del vehículo respecto del sentido de marcha.

## NOTE - LIST - NOTES - NOTE - NOTAS:

- A: In alternativa, In alternative, En alternative, Wahlweise, En alternativa
- C: Fornire in coppia, Delivered by pairs, Livrées par paire, Paarweise Geliefert, Equipar por parejas
- D: In dotazione, To issue, En nécessaire, Ausrüstungsteile, En dotación
- E: Fornire fino ad esaurimento, To fell out, A' finir, Erschöpfung, A agotamiento
- F: Fornire assieme, Supply unitedly, Fournir ensemble, Wird zusammen Geliefert, Equipar juntos
- H: Contenuto in busta guarnizioni, It's contained in the gasket set, Contenu entre l'enveloppe du joints, In den Reparaturendichtungssatz, Se encuentra en la bolsa de guarniciones
- R: A richiesta, Upon request, Sur demande, Auf Anfrage, Bajo pedido
- N: Non fornito, Not supplied, ne pas fornit, Nicht Versorgt, No se provee
- S: Modello sm 610, sm 610 Model, Modèle sm 610, Modell sm 610, Modelo sm 610
- S: Di serie su modello sm 610, Supplied for sm 610 model, De série pour modèle sm 610, Standard für sm 610 modell, De serie por modelo sm 610
- T: Modello te 610 e, te 610 e Model, Modèle te 610 e, Modell te 610 e, Modelo te 610 e
- I: Di serie su modello te 610 e, Supplied for te 610 e model, De série pour modèle te 610 e, Standard für te 610 e modell, De serie por modelo te 610 e
- Z: n° denti, number of teeth, numéro dents, Zähne nummer, número dientes

- (A): Austria, Austria, Autriche, Österreich, Austria
- (AUS): Australia, Australia, Australie, Australien, Australia
- (B): Belgio, Belgium, Belgique, Belgien, Belgique
- (BR): Brasile, Brazil, Brasile, Brasilien, Brasil
- (CND): Canada, Canada, Canada, Kanada, Canadá
- (CH): Svizzera, Switzerland, Suisse, Schweizer, Suiza
- (D): Germania, Germany, Allemagne, Deutschland, Alemania
- (E): Spagna, Spain, Espagne, Spanien, España
- (F): Francia, France, France, Frankreich, Francia
- (GB): Gran Bretagna, Great Britain, Grand Bretagne, Groos Britan, Gran Bretaña
- (I): Italia, Italy, Italie, Italien, Italia
- (TA): Tahiti, Tahiti, Tahiti, Tahiti, Tahiti
- (USA): Stati Uniti d'America, United States of America, Etats Unis d'Amérique, Verenigde Staaten von Amerika, Estados Unidos
- (SF): Finlandia, Finald, Finlande, Finnland, Finlandia

- F.m.: Fino alla matricola - Until V.I.N. - Jusqu'au matricule  
Bis zu Matrikel - Hasta la matricula
- D.m.: Dalla matricola - From V.I.N. - Du matricule - Vom Matrikel  
Desde la matricula

Il n° di matricola iniziale del modello te610 e è ZCGH700AAWV000001  
Il n° di matricola iniziale del modello sm 610 è ZCGH701AAWV000001  
The initial serial number for the te610 e is ZCGH700AAWV000001  
The initial serial number for the sm 610 is ZCGH701AAWV000001  
Le matricule initial du modèle te610 e est ZCGH700AAWV000001  
Le matricule initial du modèle sm 610 est ZCGH701AAWV000001  
Die Seriennummer des Modells te610 e ist ZCGH700AAWV000001  
Die Seriennummer des Modells sm 610 ist ZCGH701AAWV000001  
El n° de matricula inicial de la motocicleta te610 e es ZCGH700AAWV000001  
El n° de matricula inicial de la motocicleta sm 610 es ZCGH701AAWV000001

Codice colore "A" moto "giallo-blu-bianca"  
Color code "A" motorcycle "yellow-blue-white"  
Code couleur "A" moto "jaune-bleu-blanc"  
Code Farbe "A" motorrad "Gelb-Blau-Weiss"  
Codigo de color "A" moto "amarillo-azul-blanco"

Codice colore "B" moto "nero-grigia"  
Color code "B" motorcycle "black-gray"  
Code couleur "B" moto "noir-gris"  
Code Farbe "B" motorrad "Schwarz-Grau"  
Codigo de color "B" moto "negro-gris"

Codice colore "C" moto "blu-grigia"  
Color code "C" motorcycle "blue-gray"  
Code couleur "C" moto "bleu-gris"  
Code Farbe "C" motorrad "Blau-Grau"  
Codigo de color "C" moto "azul-gris"

Dati indicativi soggetti a modifiche senza impegno di preavviso.  
All data are subject to modification without prior notice.  
Données indicatif sujet au modifications sans obligation de préavis.  
Anderungen vorbehalten.  
Datos indicativos sujetos a modificaciones sin compromiso de preaviso.

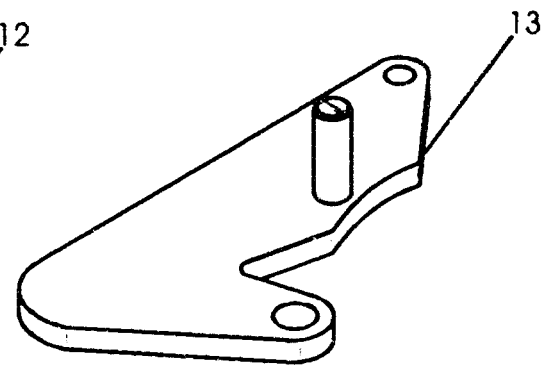
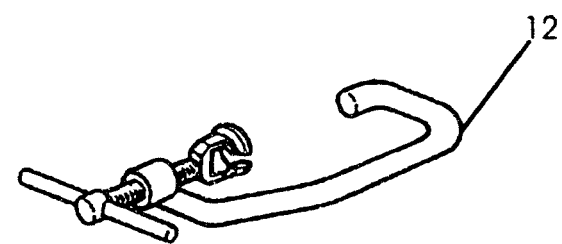
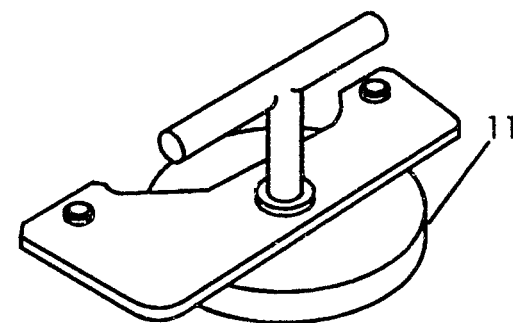
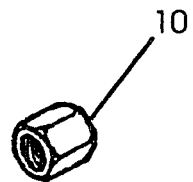
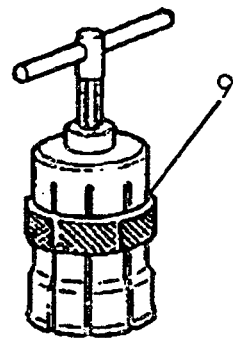

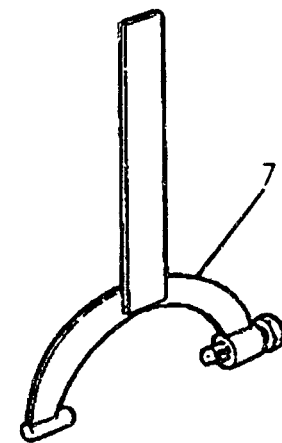
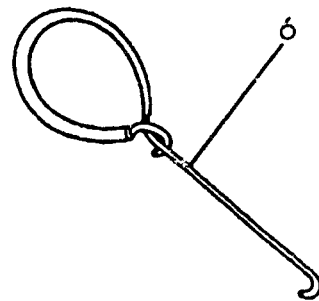
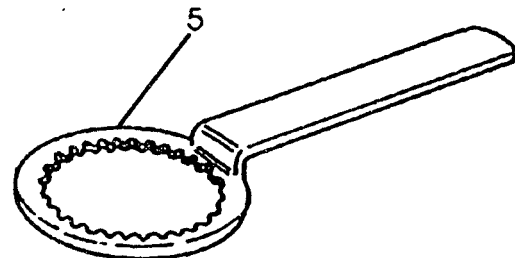
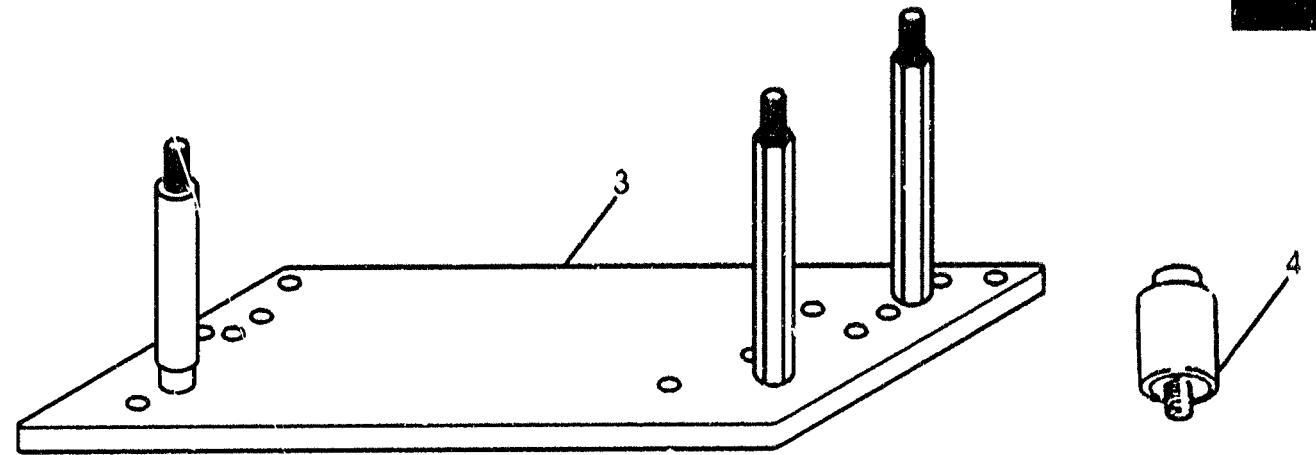
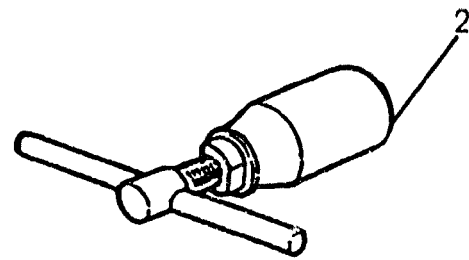
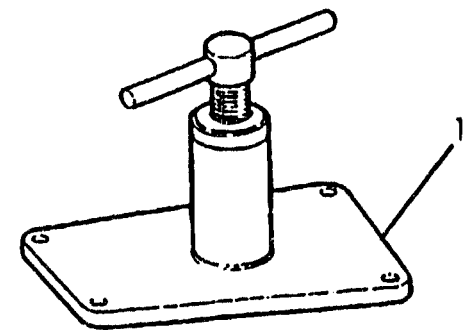


Tavola Drawing Table Bild Tabla	Denominazione	Description	Designation	Bezeichnung	Denominacion	Pag
1	ATTREZZI DI ASSISTENZA	SERVICE TOOLS	OUTILS D'ASSISTANCE	HILFAUSRUSTUNG	HERRAMIENTAS DE ASISTENCIA	5
2	TESTA, CILINDRO	CYLINDER HEAD, CYLINDER	CULASSE, CYLINDRE	ZYLINDERKOPF, ZYLINDER	CULATA, CILINDRO	7
3	DISTRIBUZIONE	VALVE TIMING	DISTRIBUTION	VENTILSTEUERUNG	DISTRIBUCION	13
4	PISTONE, MANOVELLISMO	PISTON, CRANKSHAFT	PISTON, VILEBREQUIN	KOLBEN, KURBELWELLE	PISTON, PALANCAS	15
5	RAFFREDDAMENTO	COOLING	REFROIDISSEMENT	WASSERKÜHLUNG	ENFRIAMIENTO	17
6	SEMICARTER SINISTRO	L.H. HALF CRANKCASE	CARTER G.	GEHAUSDECKEL L.	BANCADA IZQ.	21
7	SEMICARTER DESTRO, PEDALE DI AVVIAMENTO	R.H. HALF CRANKCASE, KICKSTARTER PEDAL	CARTER D., PEDALE	GEHAUSDECKEL R., PEDAL	BANCADA DER., PEDAL	25
8	COPERCHI BASAMENTO	CRANKCASE COVER	COUVERCLES CARTER	GEHÄUSEDECKEL	TAPA BANCADA	29
9	CAMBIO, FRIZIONE	TRANSMISSION, CLUTCH	BOITE DE VITESSE, EMBRAYAGE	WECHSELGETRIEBE, KUPPLUNG	CAMBIO, ENBRAGUE	31
10	COMANDO CAMBIO	SHIFTER	COMMANDE DE VITESSE	GANGSCHALTUNG	MANDO CAMBIO	35
11	LUBRIFICAZIONE	LUBRICATION	GRAISSAGE	SCHMIERUNG	LUBRICACIÓN	39
12	PARTE ELETTRICA	IGNITION SYSTEM	PARTIES ELECTRIQUES	ELEKTRISCHE TEILE	PARTE ELÉCTRICA	43
13	CARBURATORE	CARBURETOR	CARBURATEUR	VERGASER	CARBURADOR	47
14	FILTRO ARIA	AIR FILTER	FILTRE AIRE	AIRFILTER	FILTRO DE AIRE	53
15	TELAIO, PEDANE	FRAME, FOOT RESTS	CADRE, REPOSE PIEDS	RAHMEN, FUSSBRETT	BASTIDOR, REPOSAPIES	55
16	SOSPENSIONE ANTERIORE	FRONT FORK ASSEMBLY	SUSPENSION AVANT	VORDERTELESKOPGABEL	SUSPENSION DELANTERA	59
17	FORCELLONE	SWING ARM	FOURCHE	GABEL	HORQUILLA	65
18	AMMORTIZZATORE POSTERIORE E LEVERAGGI SOSPENSIONE POST.	REAR SUSPENSION AND REAR SUSPENSION LINKAGE	SUSPENSION ARRIERE ET LEVIER SUSPENSION ARRIERE	HINTERHAUFHANGUNG UND HEBELWERK HINTERHAUFHANGUNG	SUSPENSION TRASERA Y PALANCA SUSPENSION TRASERA	69
19	MANUBRIO E COMANDI	HANDLEBAR AND CONTROLS	GUIDON ET COMMANDES	LENKER UND STEUERORGANE	MANILLAR Y MANDOS	73
20	FRENO IDRAULICO POSTERIORE	REAR HYDRAULIC BRAKE	FREIN HYDRAULIQUE ARRIERE	HINTERBREMSE	FRENO HIDRAULICO TRASERO	75
21	PANNELLI, PARAFANGHI, SELLA	PANEL, FENDERS, SEAT	PANNEAU, GARDE-BOUES, SIEGE	STREIFEN, KOTFLUGEL, SATTEL	PANELS, GUARDABARROS, SILLIN	79
22	SERBATOIO CARBURANTE	FUEL TANK	RESERVOIR À CARBURANT	TANK	DEPÓSITO GASOLINA	83
23	SCARICO	EXHAUST SYSTEM	TUYAU D'ÉCHAPPEMENT	AUSPUFFROHR	TUBO DE ESCAPE	85
24	FRENO IDRAULICO ANTERIORE te 610 e	FRONT HYDRAULIC BRAKE te 610 e	FREIN HYDRAULIQUE AVANT te 610 e	VORTERBREMSE te 610 e	FRENO HIDRAULICO DELANT. te 610 e	87
24A	FRENO IDRAULICO ANTERIORE sm 610	FRONT HYDRAULIC BRAKE sm 610	FREIN HYDRAULIQUE AVANT sm 610	VORTERBREMSE sm 610	FRENO HIDRAULICO DELANT. sm 610	91
25	RUOTA ANTERIORE te 610 e	FRONT WHEEL te 610 e	ROUE AVANT te 610 e	VORTERRAD te 610 e	RUEDA DELANTERA te 610 e	95
25A	RUOTA ANTERIORE sm 610	FRONT WHEEL sm 610	ROUE AVANT sm 610	VORTERRAD sm 610	RUEDA DELANTERA sm 610	97
26	RUOTA POSTERIORE te 610 e	REAR WHEEL te 610 e	ROUE ARRIERE te 610 e	HINTERRAD te 610 e	RUEDA TRASERA te 610 e	99
26A	RUOTA POSTERIORE sm 610	REAR WHEEL sm 610	ROUE ARRIERE sm 610	HINTERRAD sm 610	RUEDA TRASERA sm 610	103
27	CONTACHILOMETRI, LIBRETTO USO MANUTENZIONE	SPEEDOMETER, OWNER'S MANUAL	COMPTE-KILOMETRES, EMPLOI D'ENTRETIEN	TACHOMETER, BETRIEBSANLEITUNG	CUENTA-KILOMETROS, FOLLETO DE INSTRUCCIONES	107



Tavola Drawing Table Bild Tabla	Denominazione	Description	Designation	Bezeichnung	Denominacion	Pag
28	IMPIANTO Elett., PORTA TARGA, PORTANUMERO	ELECTRIC SYSTEM, PLATE HOLDER, NUMBER HOLDER	INSTALLATION ELECT., PORTE-BALAI, PORTE-NOMBRE	ELEKTR. ANL., GE, SCHILDTRAEGER, NUMMERTRAGER	INSTALAC. ELECT., PORTA-MATRICULA, PORTA NUMERO	109
29	DECALCOMANIE te 610 e	TRANSFER te 610 e	DECALCOMANIE te 610 e	ABZIEHBILD te 610 e	CALCOMANIA te 610 e	115
29A	DECALCOMANIE sm 610	TRANSFER sm 610	DECALCOMANIE sm 610	ABZIEHBILD sm 610	CALCOMANIA sm 610	121







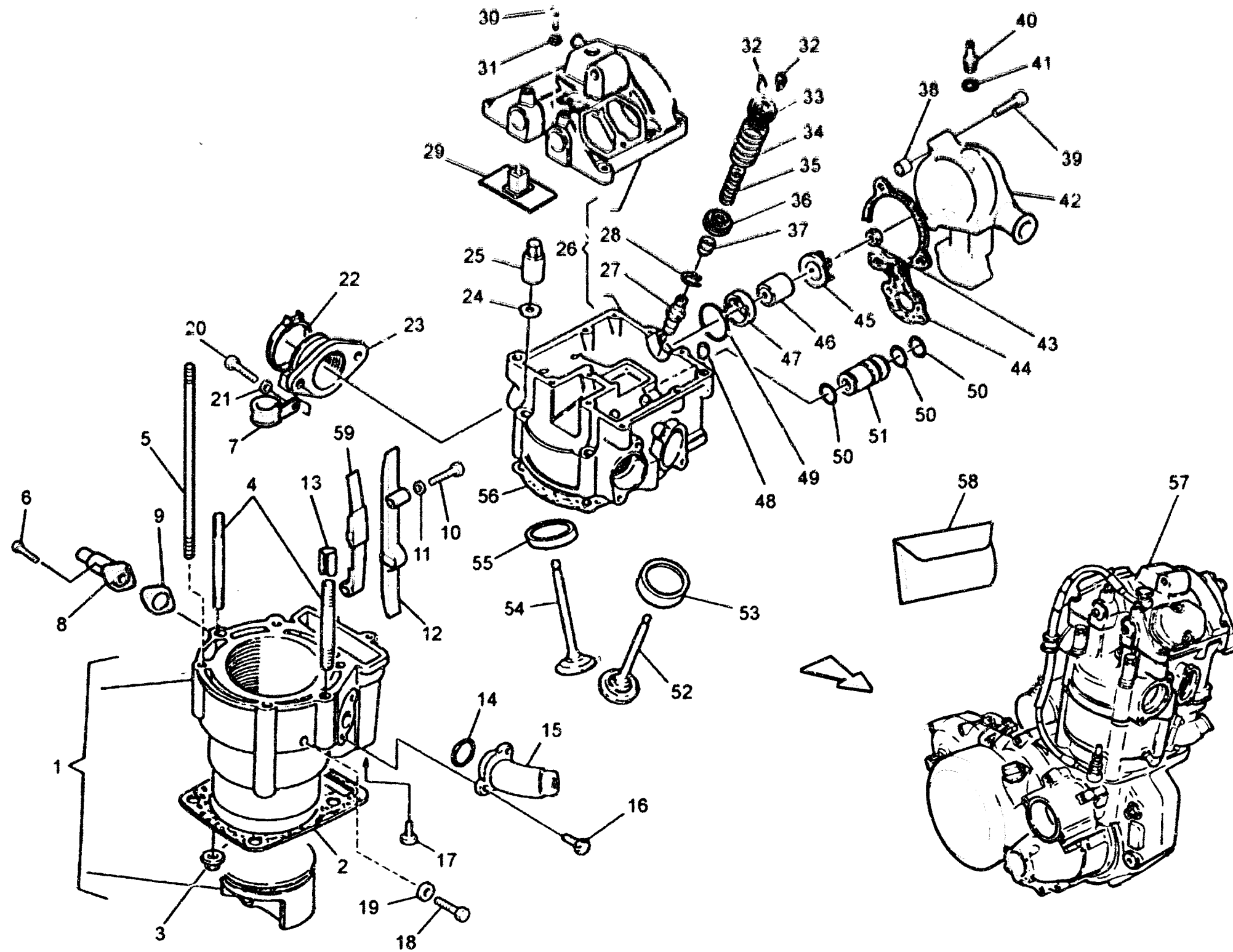
te 610 e / sm 610

TAVOLA  
DRAWING  
TABLE  
BILD  
TABLA

1

ATTREZZI DI ASSISTENZA - SERVICE TOOLS  
OUTILS D'ASSISTANCE - HILFAUSRÜSTUNG  
HERRAMIENTAS DE ASISTENCIA

Note Notes Notas	Pos No N Index Pos.	N Cod Code No Nr. Code Code Nr N. Cod.	Q ta Q ty Q te M ge C ad	DENOMINAZIONE	NAME	DESIGNATION	BESHREIBUNG	DENOMINACION	Varietà Variety Vaidné Gutrig Vandez
	1	8000 89743	1	Estrattore basamento	Crankcase puller	Extracteur carter	Kurbelgehäuse-Auszieher	Extractor cárter	
	2	8000 39523	1	Estrattore volano completo	Flywheel extractor	Extracteur pour volant	Auszieher für Schwungrad	Extractor volante	
	3	8000 90662	1	Assieme supporto per montaggio motore	Support assy	Support compl.	Kpl. Halter	Soporte compl.	
	4	1514 13401	1	Estrattore braccio oscillante	Swing arm puller	Extract. bras oscillant	Schwingarm-Abzieher	Extractor brazo oscilante	
	5	8000 39524	1	Chiave di fermo mozzo friz.	Clutch hub retaining wrench	Cléf d'arret moyeau embrayage	Halterungsschlüssel der Kupplungsnabe	Llave bloquear cubo fricción	
	6	1519 84701	1	Gancio per molle	Spring hook	Crochet pour ressort	Federhaken	Gancho para resorte	
	7	8000 39522	1	Chiave smontaggio volano	Flywheel disassembling wrench	Cléf démontage volant	Schlüssel f. Demont. Schwun.	Llave desmontaje volante	
	8	8C00 52306	1	Attrezzo per montaggio pistone	Assembling piston tool	Outil montage piston	Werkzeug f. Kolbenmontage	Utensilo montaje piston	
	9	8000 90611	1	Estratt. cuscinetto albero motore	Driving shaft bearing extractor	Extracteur palier arbre moteur	Auszieher f. Triebwellelager	Extractor cojinete árbol a motor	
	10	8000 83254	1	Protezione albero motore estraz. volano	Flywheel puller crankshaft	Outil protection vilebrequin	Motorwelleschutz für Schwungrad	Protección eje motor por extracción volante	
	11	8000 90674	1	Attrezzo montaggio accensione	Ignition ass. tool	Outil mont. ignition	Werkzeug Montagezündung	Ut. montaje encend.	
	12	8000 39521	1	Attrezzo montaggio smont. valvole	Valves ass. and rem. tool	Outil pour mont. dem. soup.	Werkzeug für Ventilmontage V	Ut. montaje desmontaje válvulas	
	13	8000 90875	1	Dima per fasatura al P.M.S.	Ignition control tool	Outil pour surveillance allumage	Werkzeug zur Kt. der Zündung	Utensilo control fase	





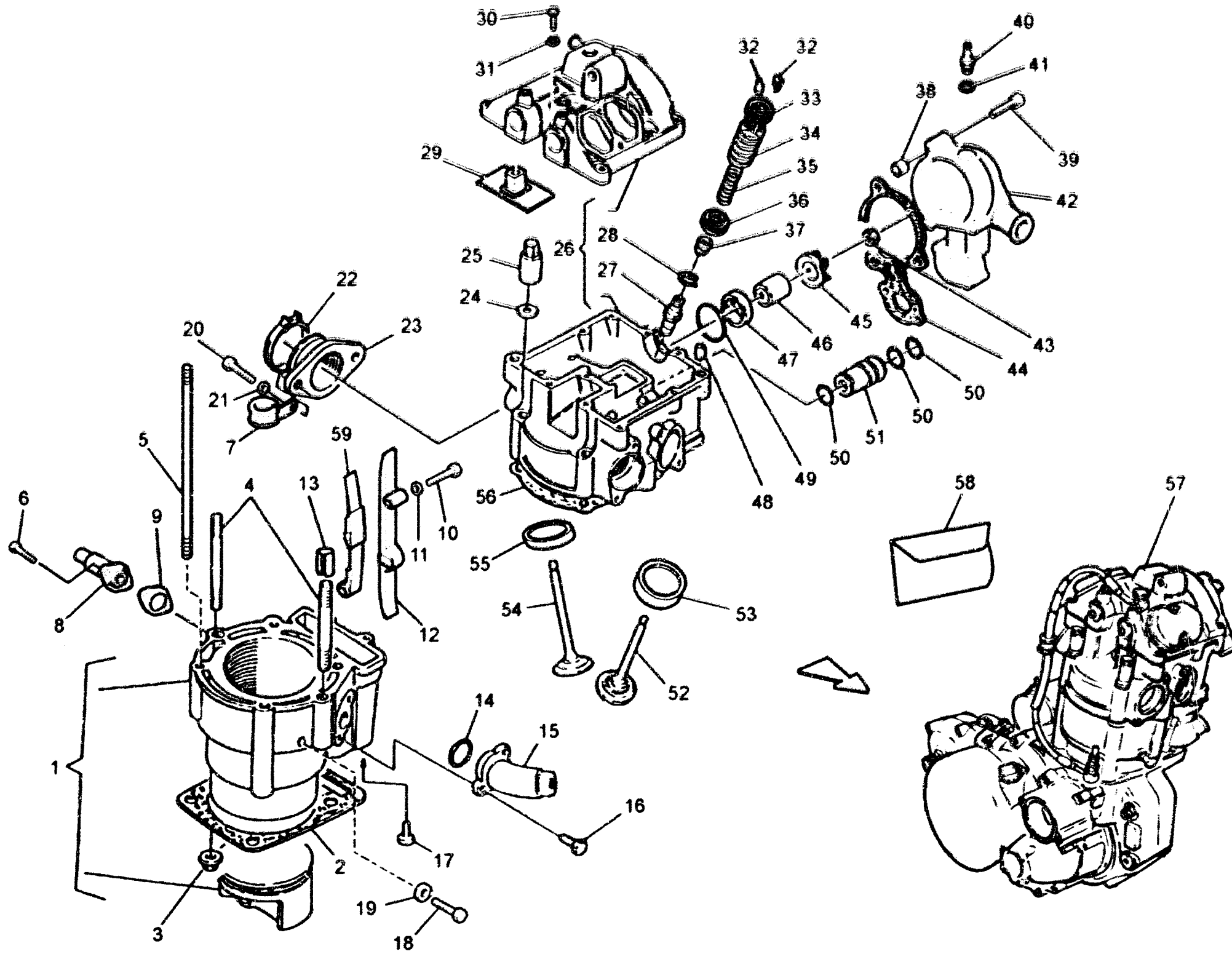
te 610 e / sm 610

TAVOLA  
DRAWING  
TABLE  
BLD  
TABLA

2

TESTA, CILINDRO - CYLINDER HEAD, CYLINDER  
CULASSE, CYLINDRE - ZYLINDERKOPF, ZYLINDER  
CULATA, CILINDRO

Pos. No.	N. Cod. Code No.	Q. ta. Q. ty.	DENOMINAZIONE	NAME	DESIGNATION	BESCHREIBUNG	DENOMINACION	Variante Variant Grüß Válriez
1	8000 81651	1	Cilindro completo	Cylinder assy	Cylindre compl.	Zylinder kpl.	Cilindro compl.	
2	1615 40702	1	Guarnizione	Gasket	Guarniture	Dichtung	Junta	
3	61N1 15195	2	Dado	Nut	Ecrou	Muller	Tuerca	
4	1615 33201	2	Prigioniero (L= 84 mm)	Stud bolt (L= 84 mm)	Prisonnier (L= 84 mm)	Stiftschraube (L= 84 mm)	Prisionero (L= 84 mm)	
5	8000 81650	4	Prigioniero (L= 180 mm)	Studbolt (L= 180 mm)	Prisonnier (L= 180 mm)	Stiftschraube (L= 180 mm)	Prisionero (L= 180 mm)	
6	8000 62728	2	Vite	Screw	Vis	Schraube	Tornillo	
7	8000 88167	1	Collare fermatubo	Clamp	Collier	Schelle	Abrazadera	
8	8000 77108	1	Tenditore completo	Complete tensioner	Tendeur complet	Zylinderspanner	Tensor completo	
9	8000 77109	1	Guarnizione	Gasket	Garniture	Dichtung	Junta	
10	1615 35902	2	Vite	Screw	Vis	Schraube	Tornillo	
11	8000 45194	2	Rosetta piana	Washer	Rondella	Scheibe	Arandela	
12	8000 81151	1	Pattino catena	Chain slider	Glicsière	Gleitbahn	Plato cadena	
13	8000 47708	2	Spina elettrica	Pin	Goupille	Stift	Clavija	
14	8000 19789	1	Anello OR	O-Ring	Bague OR	O-Ring	Anillo OR	
15	80A0 66222	1	Raccordo	Union	Raccord	Anschluss	Empalme	
16	8000 62727	2	Vite	Screw	Vis	Schraube	Tornillo	
17	60N1 02511	2	Vite	Screw	Vis	Schraube	Tornillo	
18	8000 62725	1	Vite scarico acqua	Screw	Vis	Schraube	Tornillo	
19	8A00 15960	1	Guarnizione per vite	Gasket	Guarniture	Dichtung	Junta	
20	60N1 02557	2	Vite	Screw	Vis	Schraube	Tornillo	
21	8000 08536	2	Rosetta piana	Washer	Rondelle	Scheibe	Arandela	
22	8000 60558	1	Fascetta	Clamp	Collier	Schelle	Banda	
23	8000 87139	1	Raccordo	Union	Raccord	Anschluss	Empalme	
24	8000 69156	4	Rosetta piana	Washer	Rondella	Scheibe	Arandela	
25	1615 35101	4	Dado	Nut	Ecrou	Mutter	Tuerca	
26	8000 81645	1	Testa compl. di coperchio	Head and cover assy	Culasse et couvercle compl.	Zylinderkopf und Dekel kpl.	Culata y tapa compl.	
27	8A00 80661	4	Guida valvola (magg. 0,025 mm)	Valve guide	Guide-soupape	Ventilführung	Guia-válvula	
27	8B00 80661	4	Guida valvola (magg. 0,050 mm)	Valve guide	Guide-soupape	Ventilführung	Guia-válvula	
28	8000 59940	4	Anello di arresto	Snap ring	Bague d'arrêt	Haltering	Anillo elástico de retención	
29	8000 73482	1	Lamierino decant. vapori olio	Plate	Plaque	Plättchen	Laminilla	
30	8000 14837	1	Vite	Screw	Vis	Schraube	Tornillo	
31	62N0 15672	1	Rosetta di tenuta	Washer	Rondelle	Scheibe	Arandela	





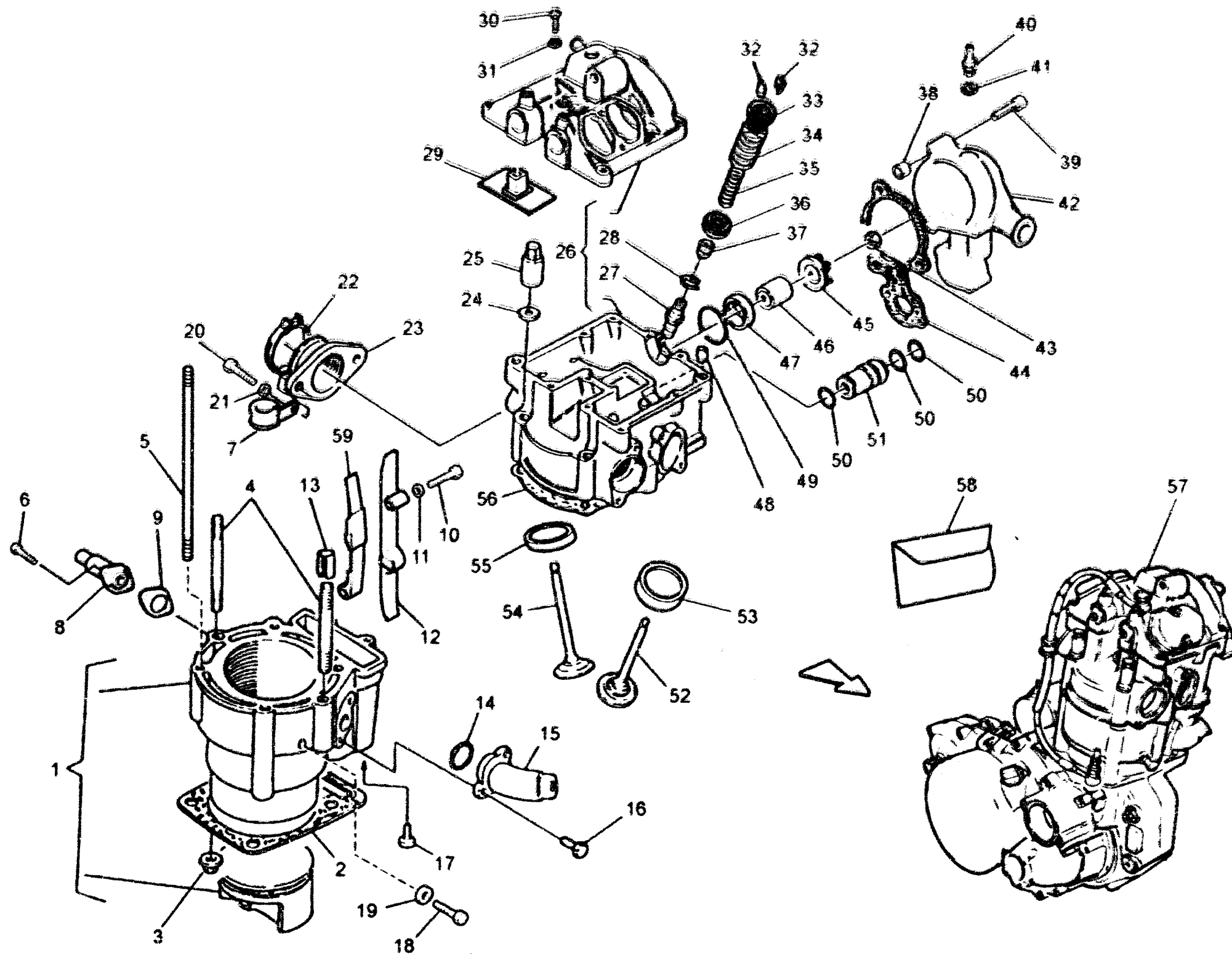
te 610 e / sm 610

TAVOLA  
DRAWING  
TABLE  
BLAD  
TABLA

2

TESTA, CILINDRO - CYLINDER HEAD, CYLINDER  
CULASSE, CYLINDRE - ZYLINDERKOPF, ZYLINDER  
CULATA, CILINDRO

Pos. No. N. Pos.	Code No. Code No. Code No. N. Cod.	Q'ty Q'ty Q'ty C. ad.	DENOMINAZIONE	NAME	DESIGNATION	RESERVEBLANG	DENOMINAZIONE
32	8000 77425	8	Semicono	Half cone	Demi-cône	Halb Kegel	Semi-cono
33	8000 81739	4	Scodellino superiore	Cup	Cuvette	Teller	Cubela
34	8000 82205	4	Molla esterna	Spring	Ressort	Feder	Resorte
35	8000 82204	4	Molla interna	Spring	Ressort	Feder	Resorte
36	8000 81647	4	Scodellino inferiore	Cup	Cuvette	Teller	Cubela
A 37	1615 30301	4	Anello di tenuta GÖETZE	Seal ring GÖETZE	Bague d'étanchéité GÖETZE	Dichtungsring GÖETZE	Anillo de retención GÖETZE
A 37	8000 75584	4	Anello di tenuta CORCOS	Seal ring CORCOS	Bague d'étanchéité CORCOS	Dichtungsring CORCOS	Anillo de retención CORCOS
38	1617 95501	2	Bussola	Bushing	Douille	Buchse	Manguito
39	8000 62730	5	Vite	Screw	Vis	Schraube	Tornillo
40	8000 66395	1	Raccordo	Union	Raccord	Anschluss	Empalme
41	8A00 15960	1	Rosetta	Washer	Rondelle	Scheibe	Arandela
42	80B0 75766	1	Corpo pompa	Pump body	Corps pompe	Pumpenkörper	Corpo bomba
43	8000 42278	1	Dado	Nut	Ecrou	Mutter	Tuerca
44	8A00 63644	1	Guarnizione	Gasket	Garniture	Dichtung	Junta
45	8A00 60415	1	Girante	Rotor	Couronne	Laufrad	Rotor
46	8000 53339	1	Anello di tenuta	Seal ring	Bague d'étanchéité	Dichtungsring	Anillo de retención
47	8000 63817	1	Bussola	Bushing	Douille	Buchse	Manguito
48	1611 70801	2	Bussola	Bushing	Douille	Buchse	Manguito
49	8000 59942	1	Anello OR	O-Ring	Bague OR	O-Ring	Anillo OR
50	8000 18422	3	Anello OR	O-Ring	Bague OR	O-Ring	Anillo OR
51	8A00 78765	1	Tubetto	Pipe	Tuyau	Rohr	Tubo
A 52	8000 80532	2	Valvola scarico TRW	Exhaust valve	Soupape d'échappement	Auslass-Ventil	Válvula de escape
A 52	8000 80538	2	Valvola scarico INTERVALVES	Exhaust valve	Soupape d'échappement	Auslass-Ventil	Válvula de escape
53	8A00 80669		Sede valvola scarico (magg. 0,03 mm)	Exhaust valve seat	Siège soupape échapp.	Auslass-Sitzring	Alojamiento válvula escape
53	8B00 80669		Sede valvola scarico (magg. 0,06 mm)	Exhaust valve seat	Siège soupape échapp.	Auslass-Sitzring	Alojamiento válvula escape
A 54	8000 80531	2	Valvola aspirazione TRW	Inlet valve	Soupape admission	Einlass-Ventil	Válvula aspiración
A 54	8000 80537	2	Valvola aspiraz. INTERVALVES	Inlet valve	Soupape admission	Einlass-Ventil	Válvula aspiración
55	8A00 80668		Sede valvola aspirazione (magg. 0,03)	Inlet valve seat	Siège soupape admission	Einlass-Sitzring	Alojamiento válvula aspiración







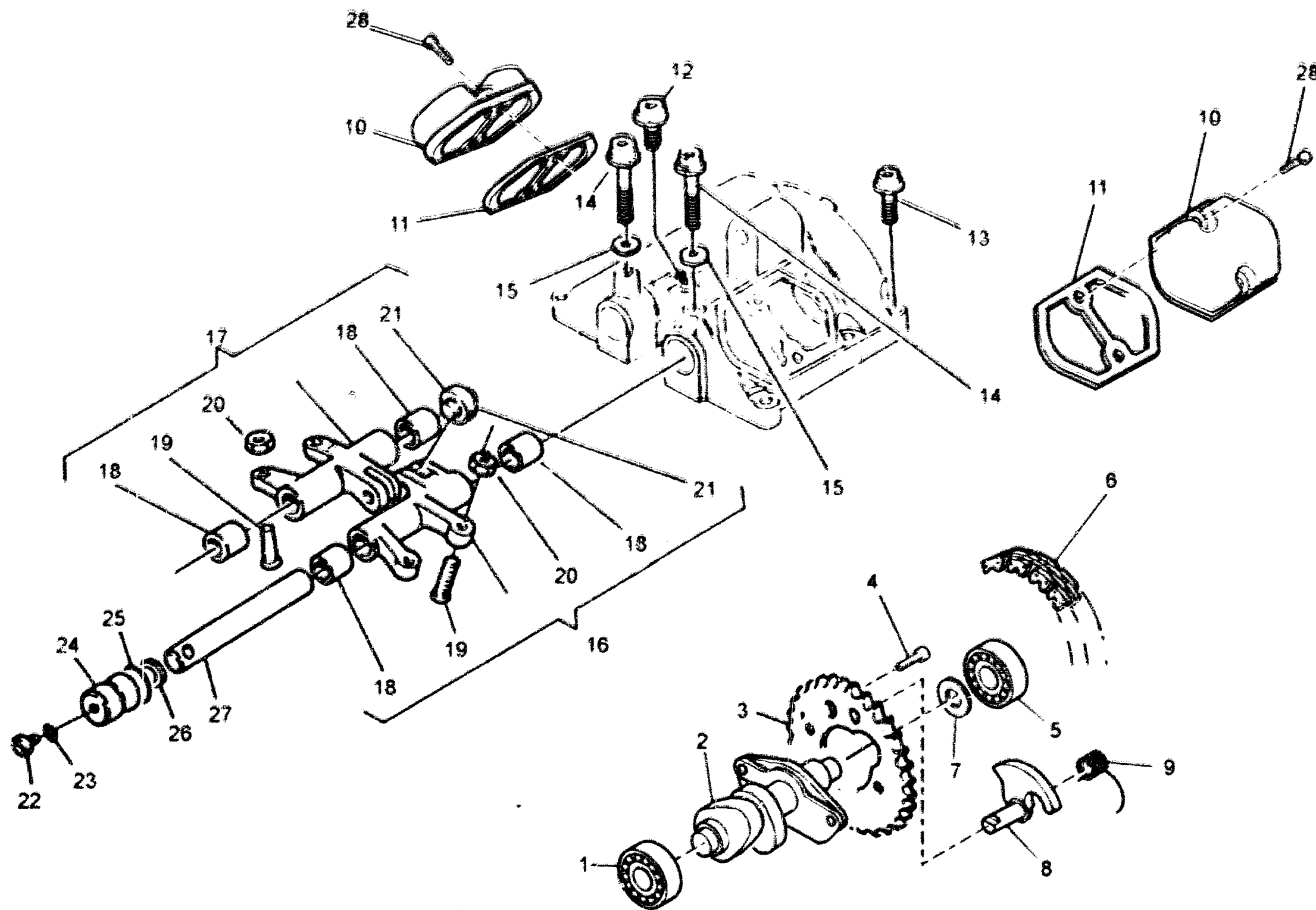
te 610 e / sm 610

TAVOLA  
DRAWING  
TABLE  
CHIEDI  
TABLA

2

TESTA. CILINDRO - CYLINDER HEAD, CYLINDER  
CULASSE. CYLINDRE - ZYLINDERKOPF, ZYLINDER  
CULATA. GILINDRO

		4 Cod 3 Cod 2 Cod 1 Cod	C 2 3 4	DENOMINAZIONE	NOME	DESIGNATION	BESCHREIBUNG	DENOMINACION	Valore unitario unitaria unitary
	55	8000 80668		Sede valvola aspirazione (magg. 0,06)	Inlet valve seat	Siège soupape admission	Einlass-Sitzring	Alojamiento válvula aspiración	
	56	8000 64726	1	Guarnizione	Gasket	Garniture	Dichtung	Junta	
T	57	8000 87147	1	Assieme motore (te 610 e)	Engine assy	Moteur complet	Motor kpl	Motor compl.	
S	57	8000 88806	1	Assieme motore (sm 610)	Engine assy	Moteur complet	Motor kpl.	Motor compl.	
	58	8000 91260	1	Gruppo guarnizioni motore	Engine gasket set	Groupe garnitures Moteur	Dichtungssatz	Grupo juntas motor	
	59	8000 81149	1	Pattino catena in alternativa	Chain slider in alternative	Glissière En alternative	Gleitbahn Wahlweise	Plato cadena En alternativa	
A									





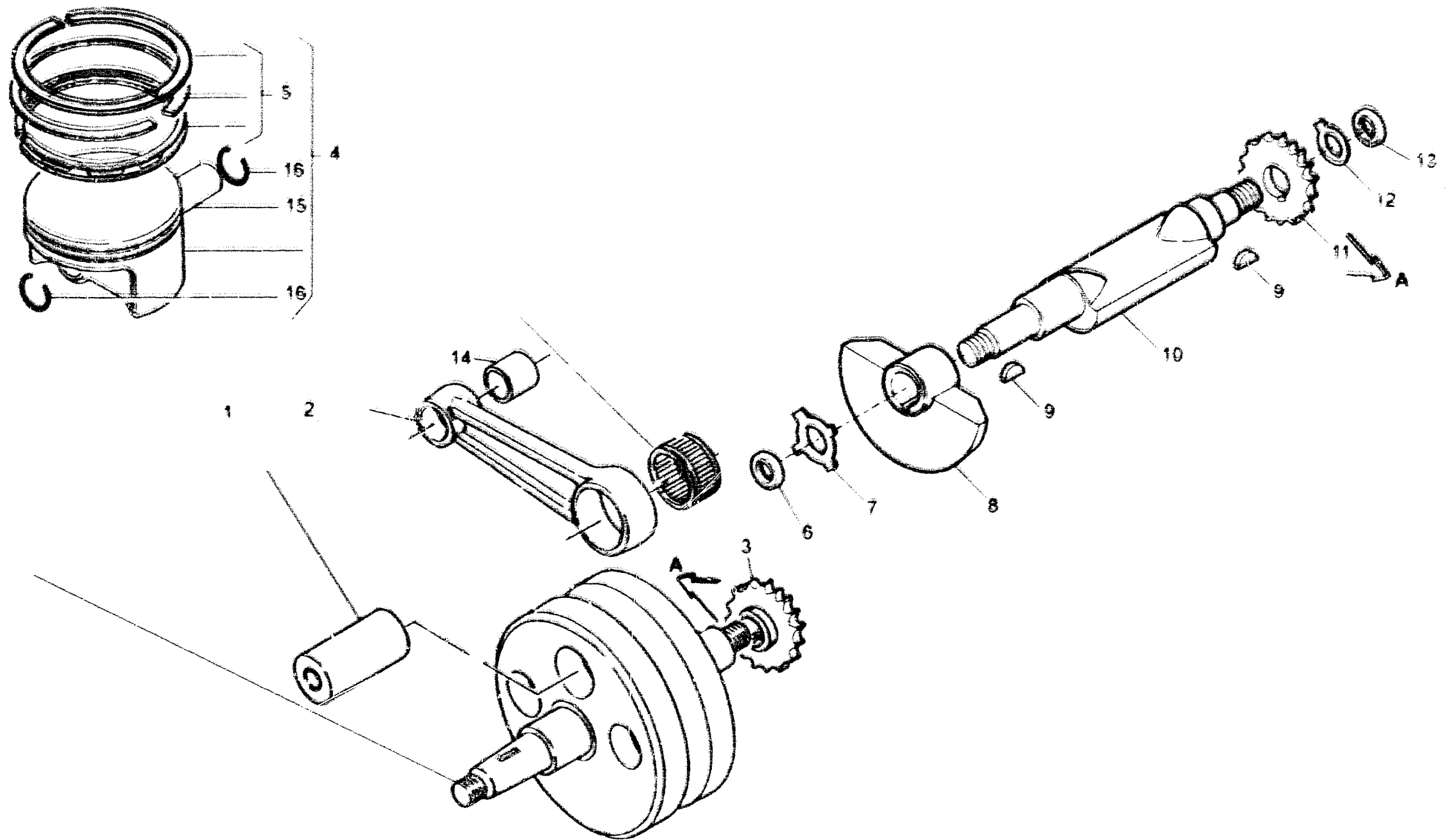
te 610 e / sm 610

TAVOLA  
DRAWING  
TABLE  
ONLY  
TABLA

3

DISTRIBUZIONE - VALVE TIMING  
DISTRIBUTION - VENTILSTEUERUNG  
DISTRIBUCIÓN


Figura Drawing No. / Figura / No. / Figura / No.	Code Code Code Code	Q.T. Q.T. Q.T. Q.T.	DESCRIZIONE	VALVE	DESYGNATION	BEZICHENING	DE NOMBRAION
1	8000 02124	1	Cuscinetto	Bearing	Roulement	Lager	Coinete
2	8000 85378	1	Albero a camme	Camshaft	Arbre distribution	Nockenwelle	Eje distribución
3	8000 85379	1	Ingranaggio condotto (Z = 42)	Driven gear (Z = 42)	Engrainage conduit (Z = 42)	Zahnrad (Z = 42)	Engranaje conducto (Z = 42)
4	1615 26602	2	Vite	Screw	Vis	Schraube	Tomillo
5	8A00 02124	1	Cuscinetto schermato	Bearing	Roulement	Lager	Coinette
6	8000 58541	1	Catena distribuzione	Chain	Chaîne	Kette	Cadena
7	8F00 10789	1	Rosetta	Washer	Rondelle	Scheibe	Arandela
8	8000 88432	1	Alzavalvola	Valve lifter	Levée de soupape	Ventilaufheber	Alza valvula
9	8000 72290	1	Molla	Spring	Ressort	Feder	Resorte
10	8000 73287	2	Coperchio registri	Cover	Couvercle	Deckel	Tapa
11	1615 03601	2	Guarnizione	Gasket	Garniture	Dichtung	Junta
12	8000 62721	1	Vite (L = 45 mm)	Screw (L = 45 mm)	Vis (L = 45 mm)	Schraube (L = 45 mm)	Tomillo (L = 45 mm)
13	8000 52730	8	Vite (L = 30 mm)	Screw (L = 30 mm)	Vis (L = 30 mm)	Schraube (L = 30 mm)	Tomillo (L = 30 mm)
14	8000 67545	2	Vite (L = 60 mm)	Screw (L = 60 mm)	Vis (L = 60 mm)	Schraube (L = 60 mm)	Tomillo (L = 60 mm)
15	8000 64988	2	Rosetta	Washer	Rondelle	Scheibe	Arandela
16	8000 81649	1	Bilancere di scarico completo	Exhaust rocker-arm assy	Culbuteur échappement compl.	Kipphebel Auspuffrohr kpl.	Balancin de escape compl.
17	8000 81648	1	Bilancere di aspirazione compl.	Inlet rocker-arm assy	Culbuteur d'aspiration compl.	Kipphebel Ansaugen kpl.	Balancin de aspiración compl.
18	1615 04301	4	Bussola	Bushing	Douille	Buchse	Manguito
19	8A00 79058	4	Vite di registro	Adjusting screw	Vis de réglage	Verstellungsschraube	Tomillo de regulación
20	1615 15601	4	Dado	Nut	Ecrou	Mutter	Tuerca
21	1615 04501	2	Cuscinetto a rullini	Needle bearing	Roulement à aiguilles	Nadelkäfig	Coinete de rodillos
22	60N1 02927	2	Vite	Screw	Vis	Schraube	Tomillo
23	8A00 13980	2	Rosetta piana	Washer	Rondelle	Scheibe	Arandela
24	1615 39301	2	Tappo	Plug	Bouchon	Verschluss	Tapón
25	8000 59939	2	Anello OR	O-Ring	Bague OR	O-Ring	Anillo OR
26	8000 50322	2	Rosetta di rasamento Sp. 0.3 mm	Washer	Rondelle	Scheibe	Arandela
26	8A00 50322	2	Rosetta di rasamento Sp. 0.4 mm	Washer	Rondelle	Scheibe	Arandela
26	8B00 50322	2	Rosetta di rasamento Sp. 0.5 mm	Washer	Rondelle	Scheibe	Arandela
26	8C00 50322	2	Rosetta di rasamento Sp. 0.6 mm	Washer	Rondelle	Scheibe	Arandela
27	1615 04201	2	Perno	Pin	Pivot	Bolzen	Perno
28	8000 62728	4	Vite	Screw	Vis	Schraube	Tomillo





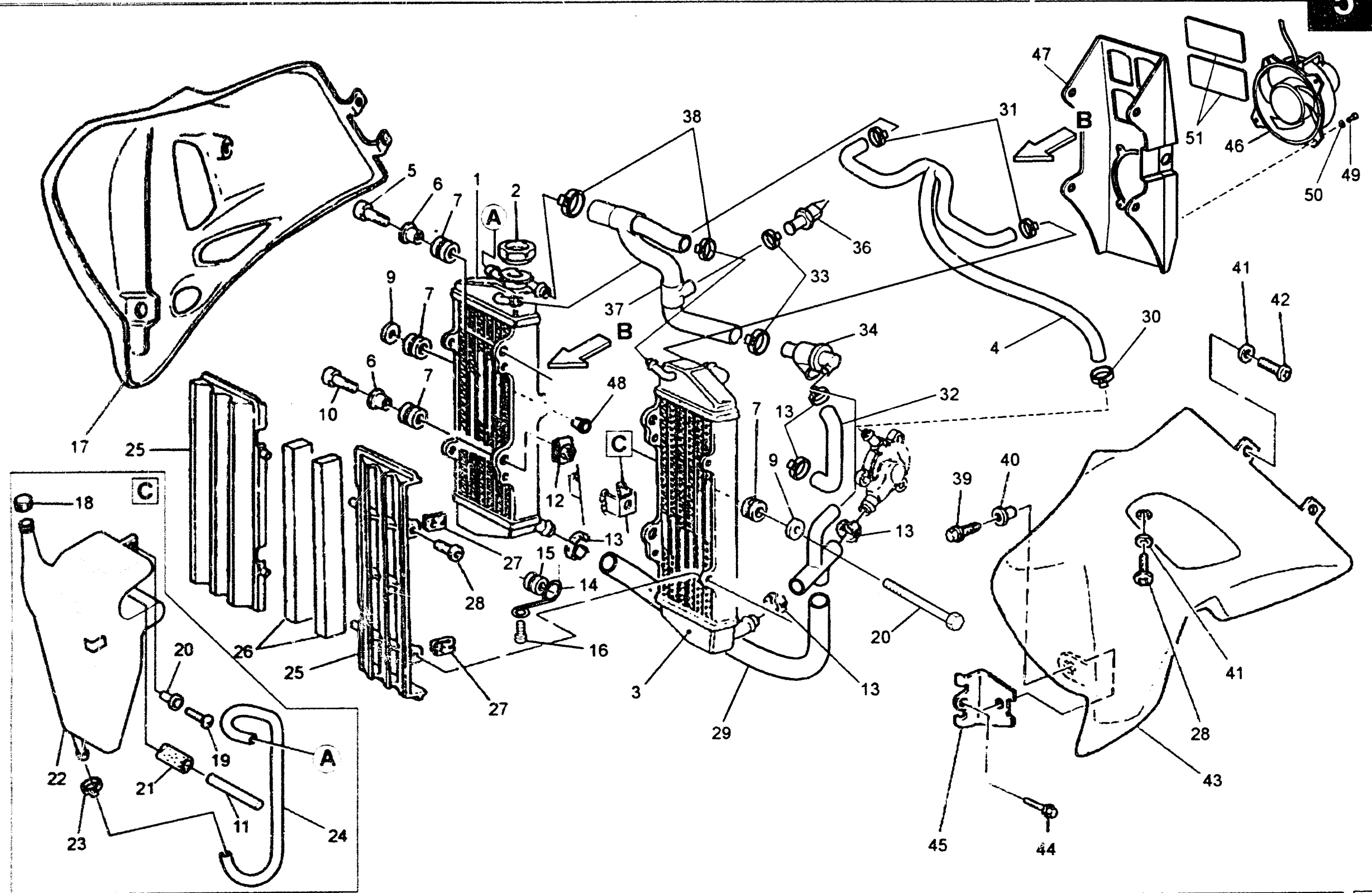
te 610 e / sm 610

TAVOLA  
DRAWING  
TABLE  
SEK  
TABLA



**PISTONE MANOVELLISMO - PISTON CRANKSHAFT**  
**PISTON VILEBREQUIN - KOLBEN KURBELWELLE**  
**PISTON PALANÇAS**

Quantità	Codice	Descrizione	Nome	Descrizione	Descrizione	Descrizione
1	8000 84824	1 Ass. complessivo Albero motore	Crankshaft assy	Vilebrequin compl.	Kurbewelle kit	Cigüeñal compl.
2	8000 86020	1 Biella completa	Connecting rod compl.	Bielle compl.	Pleuelstange kit	Biela motor completa
3	8000 71021	1 Ruota dentata conduttrice (Z = 39)	Gear (Z = 39)	Engrenage (Z = 39)	Zahnrad (Z = 39)	Engranaje (Z = 39)
4	8000 80824	1 Pistone completo Ø 98 mm	Compl. piston	Piston complet	Kolbe kit	Pistón completo
5	8A00 77715	1 Kit segmenti	Circle kit	Kit segment	Kolbenring kit	Kit segmento
6	8000 71031	1 Dado	Nut	Ecrou	Mutter	Tuerca
7	8000 71034	1 Rosetta di sicurezza	Washer	Rondelle	Scheibe	Arandela
8	8000 71024	1 Massa per contralbero	Layshaft	Arbre de bal	Worgelegewelle	Contra-eje
9	1513 71301	2 Linguetta	Woodruff key	Clé woodruff	Federkeil	Lengüeta
10	8000 71023	1 Contralbero	Counter-shaft	Arbre de bal	Vorgelegewelle	Contra-eje
11	8000 71030	1 Ruota dentata condotta (Z = 39)	Gear (Z = 39)	Engrenage (Z = 39)	Zahnrad (Z = 39)	Engranaje (Z = 39)
12	8000 71035	1 Rosetta di sicurezza	Washer	Rondelle	Scheibe	Arandela
13	8000 63170	1 Dado	Nut	Ecrou	Mutter	Tuerca
14	8000 88073	1 Cuscinetto piede di biella	Bearing for small end rod	Roulement pour pied de bielle	Nadelkäfig für Pleuelange	Coinete para cuello de biela
15	8A00 67823	1 Spinotto	Gudgeon	Axe de piston	Kolbenbolzen	Clavija per piston
16	8000 67824	2 Anello ritagno spinotto	Seeger Ring	Bague seeger	Seeger Ring	Anillo seeger





te 610 e / sm 610

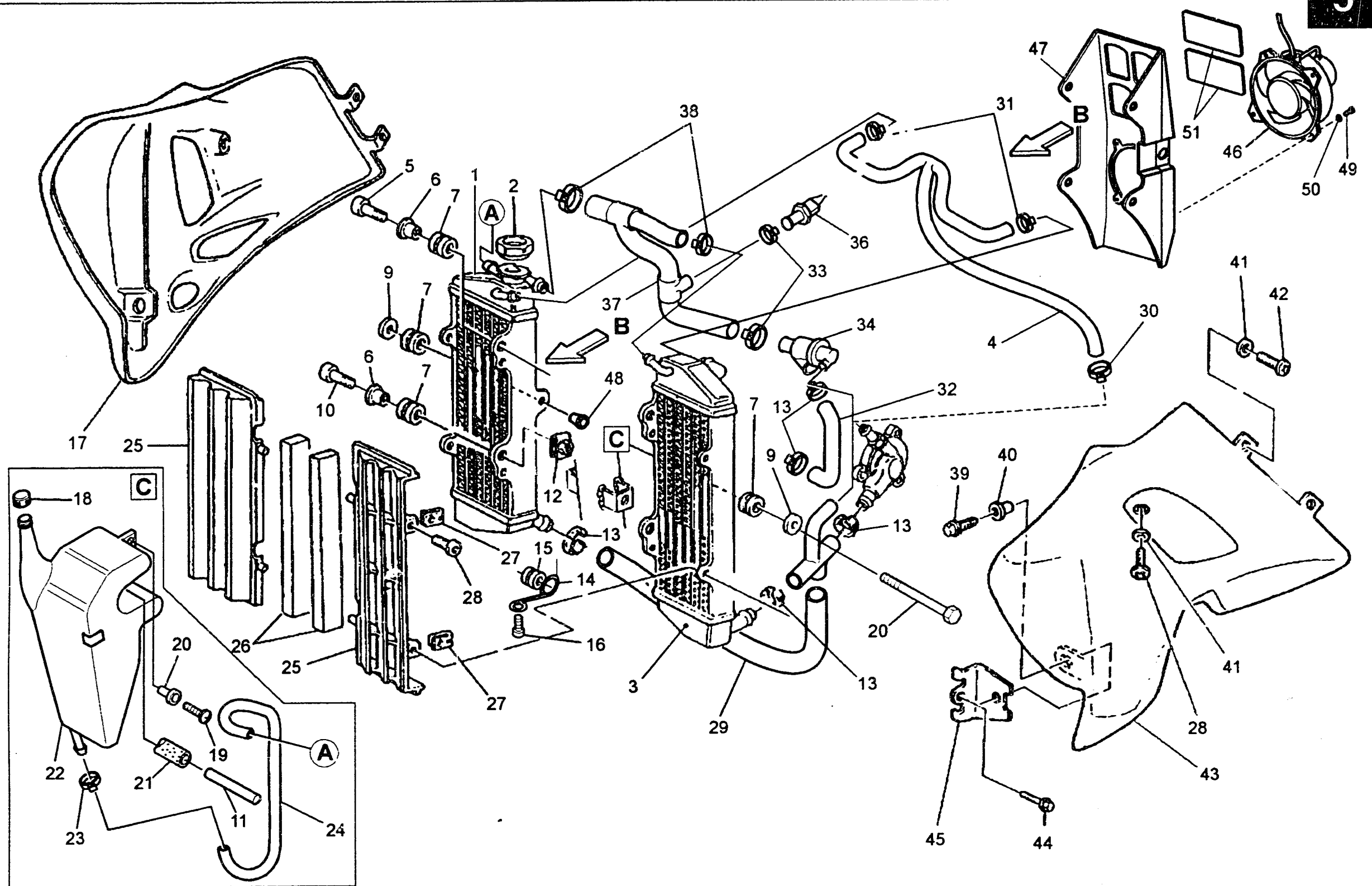
TAVOLA  
DRAWING  
TABLE  
BILD  
TABLA

5

RAFFREDDAMENTO - COOLING  
REFROIDISSEMENT - WASSERKÜHLUNG  
ENFRIAMIENTO

Note Notes Notas	Pos. No. Index Pos.	N. Cod. Code No. Nr. Code Code Nr N. Cod.	Q.tà Q.ty Q.te M.ge C.ad	DENOMINAZIONE	NAME	DESIGNATION	BESHREIBUNG	DENOMINACION	Validità Valdity Valdité Gültig Validez
A	1	80A0 67186	1	Radiatore Dx. (KTM)	R.H. radiator (KTM)	Radiateur D. (KTM)	R., Kühler (KTM)	Radiador derech. (KTM)	
A	1	8000 87119	1	Radiatore Dx. (TOYO)	R.H. radiator (TOYO)	Radiateur D. (TOYO)	R., Kühler (TOYO)	Radiador derech. (TOYO)	
	2	8000 43714	1	Tappo	Plug	Bouchon	Verschluss	Tapón	
A	3	80A0 66800	1	Radiatore Sx. (KTM)	L.H. radiator (KTM)	Radiateur G. (KTM)	L., Kühler (KTM)	Radiador izrdo. (KTM)	
A	3	8000 87120	1	Radiatore Sx. (TOYO)	L.H. radiator (TOYO)	Radiateur G. (TOYO)	L., Kühler (TOYO)	Radiador izrdo. (TOYO)	
	4	8000 66850	1	Tubetto sfiato	Tube	Tuyau	Rohr	Tube	
	5	8000 62725	2	Vite	Screw	Vis	Schraube	Tornillo	
	6	8000 59802	4	Bussola	Bushing	Douille	Buchse	Manguito	
	7	8000 59803	6	Gommino	Rubber pad	Pièce caoutchouc	Gummistück	Junta de goma	
	8	60N1 02525	1	Vite fiss. intermedio	Screw	Vis	Schraube	Tornillo	
	9	8000 59801	3	Rosetta piana	Washer	Rondelle	Scheibe	Arandela	
	10	8000 62728	2	Vite	Screw	Vis	Schraube	Tornillo	
	11	8000 66858	1	Distanziale	Spacer	Entretoise	Distanzstück	Separador	
	12	8000 46893	2	Dado a graffetta	Nut	Ecrou	Mutter	Tuerca	
	13	8000 68666	6	Fascetta	Clamp	Collier	Schelle	Banda	
	14	8000 87859	1	Anello di guida per tubi	Ring	Bague	Ring	Anillo	
	15	8000 67449	1	Gommino	Rubber pad	Pièce caoutchouc	Gummistück	Junta de goma	
	16	8000 62725	1	Vite	Screw	Vis	Schraube	Tornillo	
	17	80B0 87061	1	Convogliatore Dx. (codice colore A)	Right side panel (color code A)	Flanc droit (code couleur A)	Rechte Flanke (code Farbe A)	Lateral derecho (codigo color A)	
	17	80D0 87061	1	Convogliatore Dx. (codice colore B)	Right side panel (color code B)	Flanc droit (code couleur B)	Rechte Flanke (code Farbe B)	Lateral derecho (codigo color B)	
	17	80E0 87061	1	Convogliatore Dx. (codice colore C)	Right side panel (color code C)	Flanc droit (code couleur C)	Rechte Flanke (code Farbe C)	Lateral derecho (codigo color C)	
	18	8000 40427	1	Tappo	Plug	Bouchon	Verschluss	Tapón	
	19	8000 62726	1	Vite	Screw	Vis	Schraube	Tornillo	
	20	8000 45495	1	Bussola con colletto	Bushing	Douille	Buchse	Manguito	
	21	8000 84704	1	Tube gomma supp. serbatoio espansione	Pipe	Tuyau	Schlauch	Tube	
	22	8000 84706	1	Serbatoio espansione	Tank	Réservoir	Tank	Depósito	
	23	8C00 67963	1	Fascetta	Clamp	Collier	Schelle	Banda	







te 610 e / sm 610

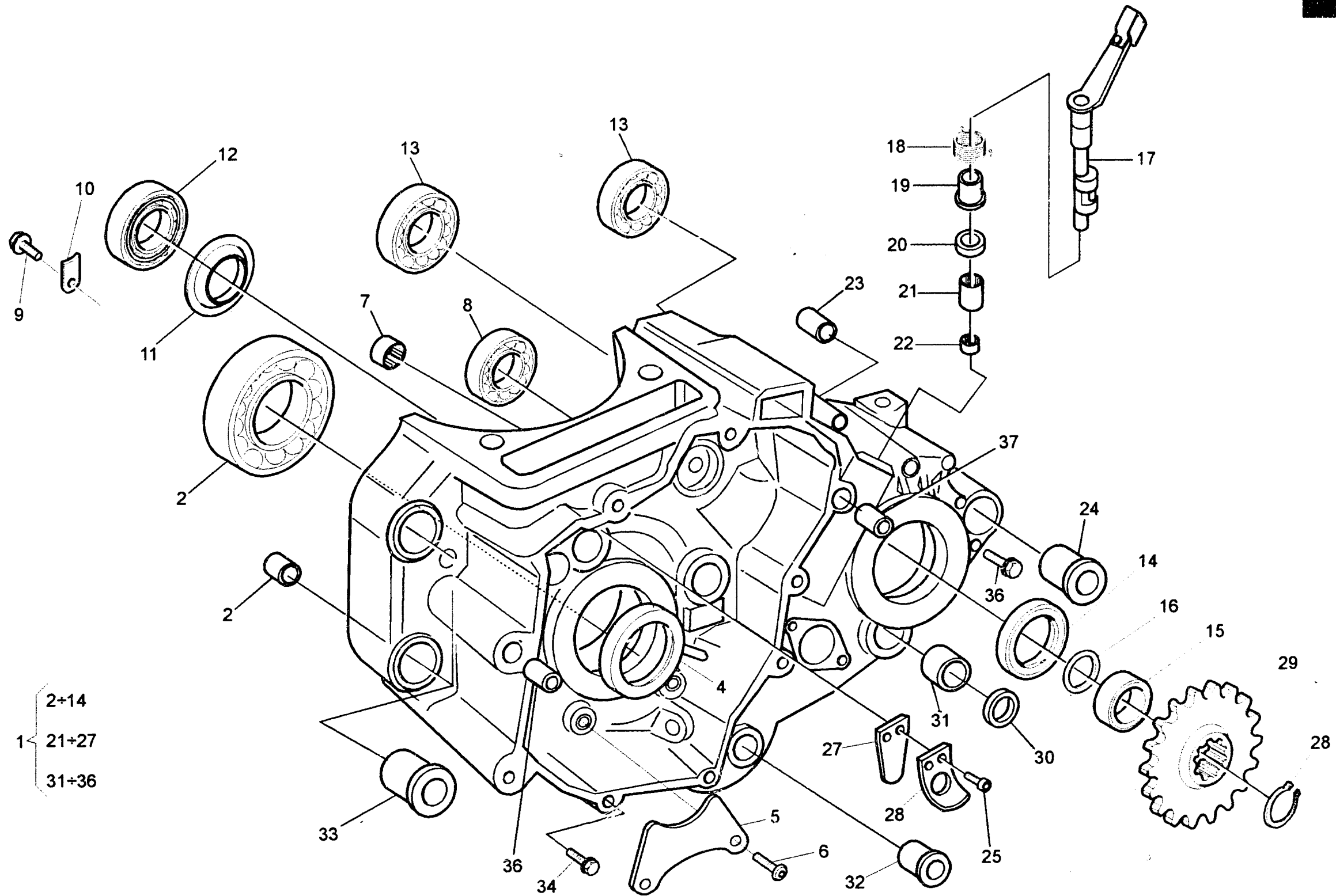
TAVOLA  
DRAWING  
TABLE  
BILD  
TABLA

5

RAFFREDDAMENTO - COOLING  
REFROIDISSEMENT - WASSERKÜHLUNG  
ENFRIAMIENTO

Note Notes Notas	Pos No N Index Pos	N Cod Code No Nr Code Code Nr N Cod	Q ta Q ty Q te M ge C ad	DENOMINAZIONE	NAME	DESIGNATION	BESHREIBUNG	DENOMINACION	Validità Validity Validité Gültig Validez
	24	8000 87071	1	Tubo Radiatore - Serbatoio espansione	Pipe	Tuyau	Schlauch	Tubo	
	25	80A0 67248	2	Griglia	Grille	Grille	Gitter	Parilla	
	26	8000 87072	2	Antivibrante	Silent-block	Antivibration	Schwingungsdämpfer	Anti-vibrador	
	27	8000 60873	4	Dado a graffetta	Nut	Ecrou	Mutter	Tuerca	
	28	8000 62725	2	Vite	Screw	Vis	Schraube	Tornillo	
	29	8000 85313	1	Tubo colleg. pompa Radiatore - Termometro	Pipe	Tuyau	Schlauch	Tubo	
	30	8000 67610	1	Fascetta	Clamp	Collier	Schelle	Banda	
	31	8000 57242	2	Fascette	Clamp	Collier	Schelle	Banda	
	32	8000 85314	1	Tubo cilindro - termostato	Pipe	Tuyau	Schlauch	Tubo	
	33	8000 50455	3	Fascetta	Clamp	Collier	Schelle	Banda	
	34	8A00 75984	1	Termostato	Thermo-switch	Thermostate	Thermostat	Termostato	
	35	8000 88650	1	Fascetta	Clamp	Collier	Schelle	Banda	
	36	8000 85374	1	Termointerruttore	Thermometer	Thermomètre	Thermometer	Termometro	
	37	8000 85312	1	Tubo Radiatori - Termostato	Pipe	Tuyau	Schlauch	Tubo	
	38	8000 68666	2	Fascetta	Clamp	Collier	Schelle	Banda	
	39	8000 62729	2	Vite	Screw	Vis	Schraube	Tornillo	
	40	8000 76069	2	Boccola	Bush	Douille	Buchse	Casquillo	
	41	8000 45495	6	Rosetta	Washer	Rondelle	Scheibe	Arandela	
	42	8000 36467	4	Vite	Screw	Vis	Schraube	Tornillo	
	43	80B0 87062	1	Convogliatore Sx. (codice colore A)	Left side panel (color code A)	Flanc gauche (code couleur A)	Linke Flanke (code Farbe A)	Lateral izquierdo (codigo color A)	
	43	80D0 87062	1	Convogliatore Sx. (codice colore B)	Left side panel (color code B)	Flanc gauche (code couleur B)	Linke Flanke (code Farbe B)	Lateral izquierdo (codigo color B)	
	43	80E0 87062	1	Convogliatore Sx. (codice colore C)	Left side panel (color code C)	Flanc gauche (code couleur C)	Linke Flanke (code Farbe C)	Lateral izquierdo (codigo color C)	
	44	8000 62726	3	Vite	Screw	Vis	Schraube	Tornillo	
	45	8000 87127	2	Piastrina In alternativa	Plate In alternative	Plaque En alternative	Platte Wahlweise	Placa En alternativa	

A





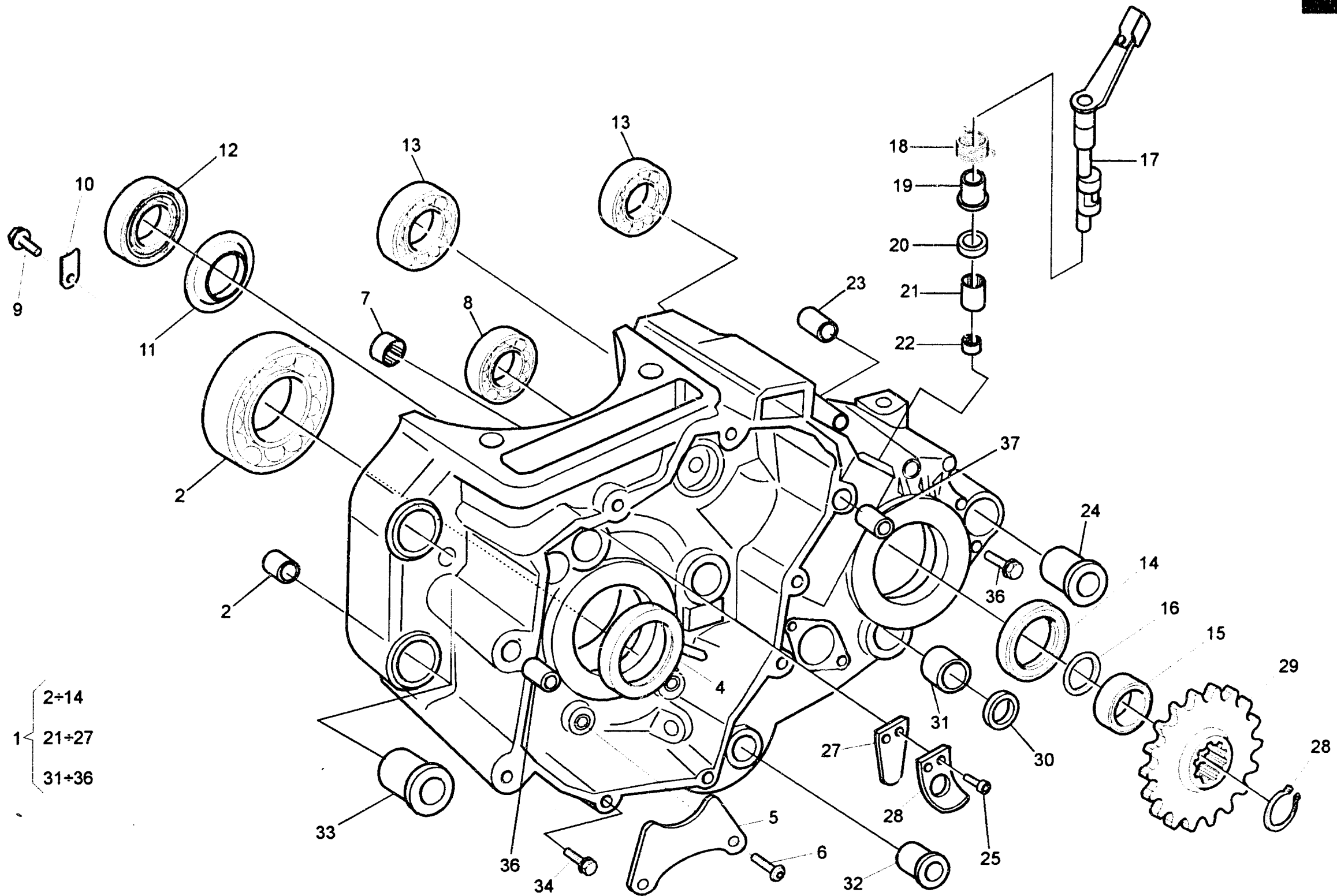
te 610 e / sm 610

TAVOLA  
DRAWING  
TABLE  
BILD  
TABLA

6

SEMICARTER SINISTRO - L. H. HALF CRANKCASE  
CARTER G. - GEHAUSDECKEL L.  
BANCADA IZQ.

Note Notes Mark Notas	Pos No Index Pos	N Cod Code No Nr Code Code Nr N Cod	Q ta Q ty Q te M ge C ad	DENOMINAZIONE	NAME	DESIGNATION	BESHREIBUNG	DENOMINACION	Validità Validity Validité Gültig Validez
	1	8000 81660	1	Assieme carters accoppiati compl.	Crankcase assy	Carter compl.	Kurberlgehäuse kpl.	Carter completi	
	2	1610 77601	1	Bussola centr. anter.	Bushing	Douille	Buchse	Manguito	
	3	8000 85380	1	Cuscinetto a sfere	Bearing	Roulement	Lager	Cojinete	
	4	8000 85381	1	Anello di tenuta	Seal Ring	Bague de retenue	Dichtring	Anillo de retención	
	5	8000 85383	1	Piastrina ritegno paraolio	Plate	Plaquette	Plättchen	Placa	
	6	8A00 67997	2	Vite	Screw	Vis	Schraube	Tornillo	
	7	8000 62200	1	Boccola a rullini (alb. cambio)	Rollenbush (gearbox shaft)	Douille rouleaux (arbre change de vitesse)	Rollerbuchse (Schaltungswelle)	Casquillo (eje cambio)	
	8	8000 19768	1	Cuscinetto radiale (alb. primario)	Bearing (main shaft)	Roulement (arbre primarie)	Lager (Hauptwelle)	Cojinete (eje principal)	
	9	8A00 66525	1	Vite	Screw	Vis	Schraube	Tornillo	
	10	8000 81663	1	Piastrina ritegno	Plate	Plaquette	Plättchen	Placa	
	11	8000 72966	1	Schermo di tenuta	Seal Ring	Bague de retenue	Dichtring	Anillo de retención	
	12	8000 72964	1	Cuscinetto a rulli (contralbero)	Bearing (counter-shaft)	Roulement (arbre de bal.)	Lager (Vorgelegewelle)	Cojinete (contra-eje)	
	13	8000 43789	1	Cuscinetto a rulli (alb. secondario)	Bearing (secondary-shaft)	Roulement (arbre secondaire)	Lager (Sekundärwelle)	Cojinete (eje-secundario)	
	14	8000 59977	1	Anello di tenuta	Seal ring	Bague de retenue	Dichtring	Anillo de retención	
	15	8000 60464	1	Distanziale	Spacer	Entretoise	Distanzstück	Separador	
	16	8000 23110	1	Anello OR	O-Ring	Bague OR	O-Ring	Anillo OR	
	17	8000 81676	1	Ass. Albero comando frizione	Shaft assy	Arbre compl.	Kpl. welle	Eje comp.	
	18	8000 82047	1	Molla per ritorno leva frizione	Spring	Ressort	Feder	Resorte	
	19	8B00 55532	1	Bussola per molla	Bushing	Douille	Buchse	Manguito	
	20	8000 48856	1	Anello di tenuta	Seal ring	Bague de retenue	Dichtring	Anillo de retención	
	21	8000 49016	1	Boccola a rullini	Rollenbush	Douille rouleaux	Rollerbuchse	Casquillo	
	22	8000 42244	1	Boccola a rullini	Rollenbush	Douille rouleaux	Rollerbuchse	Casquillo	
	23	1614 59002	1	Bussola centr. post.	Bushing	Douille	Buchse	Manguito	
	24	8000 71154	1	Bussola flangiata	Bushing	Douille	Buchse	Manguito	
	25	60N1 02866	2	Vite	Screw	Vis	Schraube	Tornillo	
	26	1615 10501	1	Ferma valvola	Retainer	Arret	Klammer	Abrazadera de sujeción	
	27	1615 34801	1	Valvola a lamella	Reed valve	Soupape lamellaire	Ventil Lamellar	Válvula laminar	
	28	66N0 21211	1	Anello elastico	Ring	Anneau ressort	Sprengring	Anillo elastico	
S	29	8000 63831	1	Pignone Z = 16	Pinion	Pignon	Ritzel	Piñon	
	29	8000 63829	1	Pignone Z = 14	Pinion	Pignon	Ritzel	Piñon	





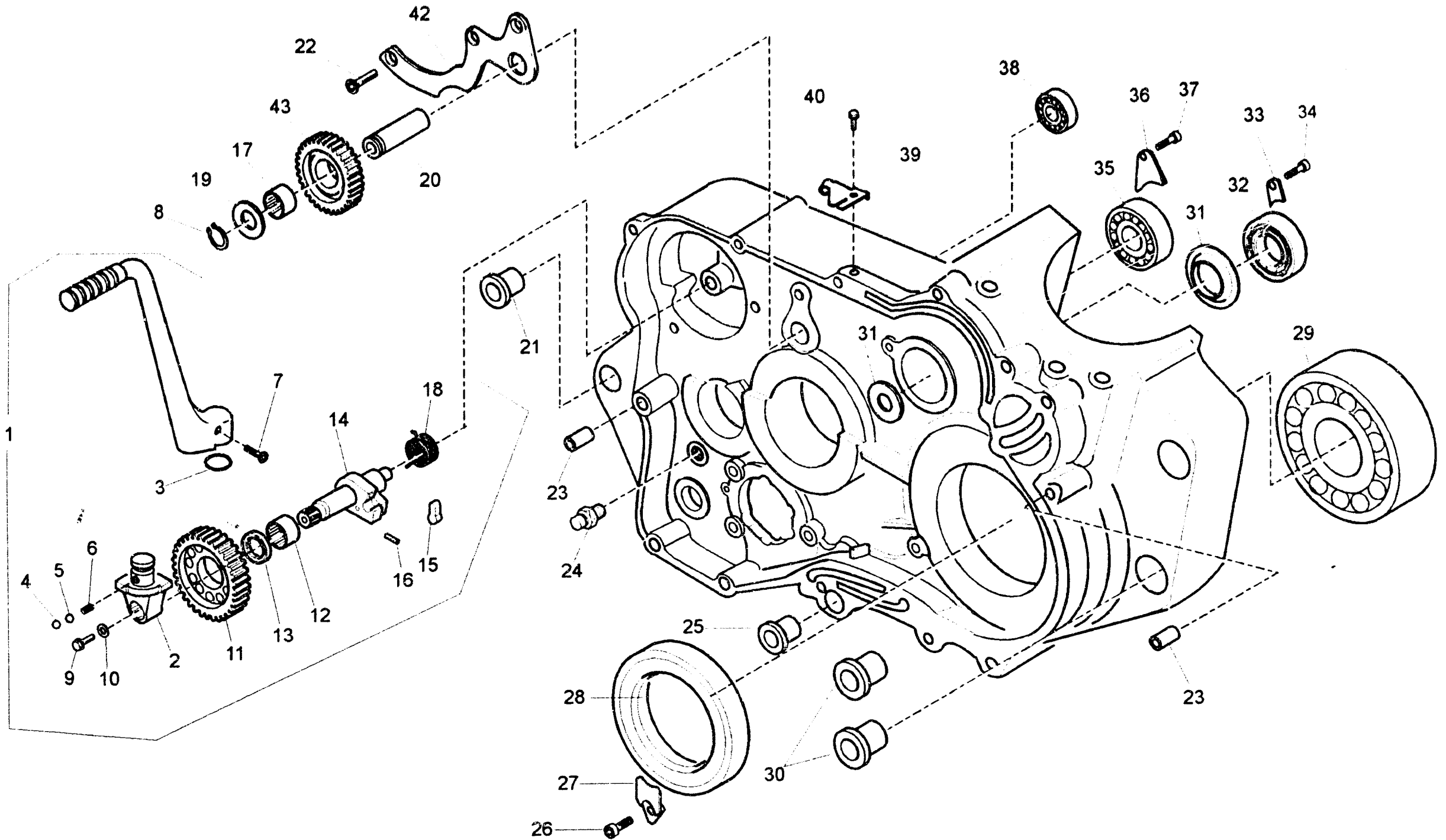
te 610 e / sm 610

TAVOLA  
DRAWING  
TABLE  
BILD  
TABLA

6

SEMICARTER SINISTRO - L. H. HALF CRANKCASE  
CARTER G. - GEHAUSDECKEL L.  
BANCADA IZQ.

Note Notes Notas	Pos No. N Index Pos	N. Cod. Code No. Nr. Code Code Nr N. Cod	Q. tà Q. ty Q. te M ge C. ad	DENOMINAZIONE	NAME	DESIGNATION	BESHREIBUNG	DENOMINACION	Validità Validity Validité Gültig Validez
I	29	8000 63830	1	Pignone Z = 15	Pinion	Pignon	Ritzel	Piñon	
	30	8000 34451	1	Anello di tenuta	Seal Ring	Bague de retenue	Dichtring	Anillo de retención	
	31	8A00 65847	1	Boccola	Bush	Douille	Buchse	Casquillo	
	32	161077701	1	Bussola flangiata	Bushing	Douille	Buchse	Casquillo	
	33	161077702	2	Bussola flangiata	Bushing	Douille	Buchse	Casquillo	
	34	8B0067545	9	Vite (L = 55 mm)	Screw (L = 55 mm)	Vis (L = 55 mm)	Schraube (L = 55 mm)	Tornillo (L = 55 mm)	
I S	35	8C00 67545	2	Vite (L = 65 mm)	Screw (L = 65 mm)	Vis (L = 65 mm)	Schraube (L = 65 mm)	Tornillo (L = 65 mm)	
	36	8000 07719	2	Bussola centraggio	Bushing	Douille	Buchse	Casquillo	
				Di serie sul modello te 610 e Di serie sul modello sm 610	Supplied for te 610 e model Supplied for sm 610 model	De série pour modèle te 610 e De série pour modèle sm 610	Standard für te 610 e modell Standard für sm 610 modell	De serie por modelo te 610 e De serie por modelo sm 610	







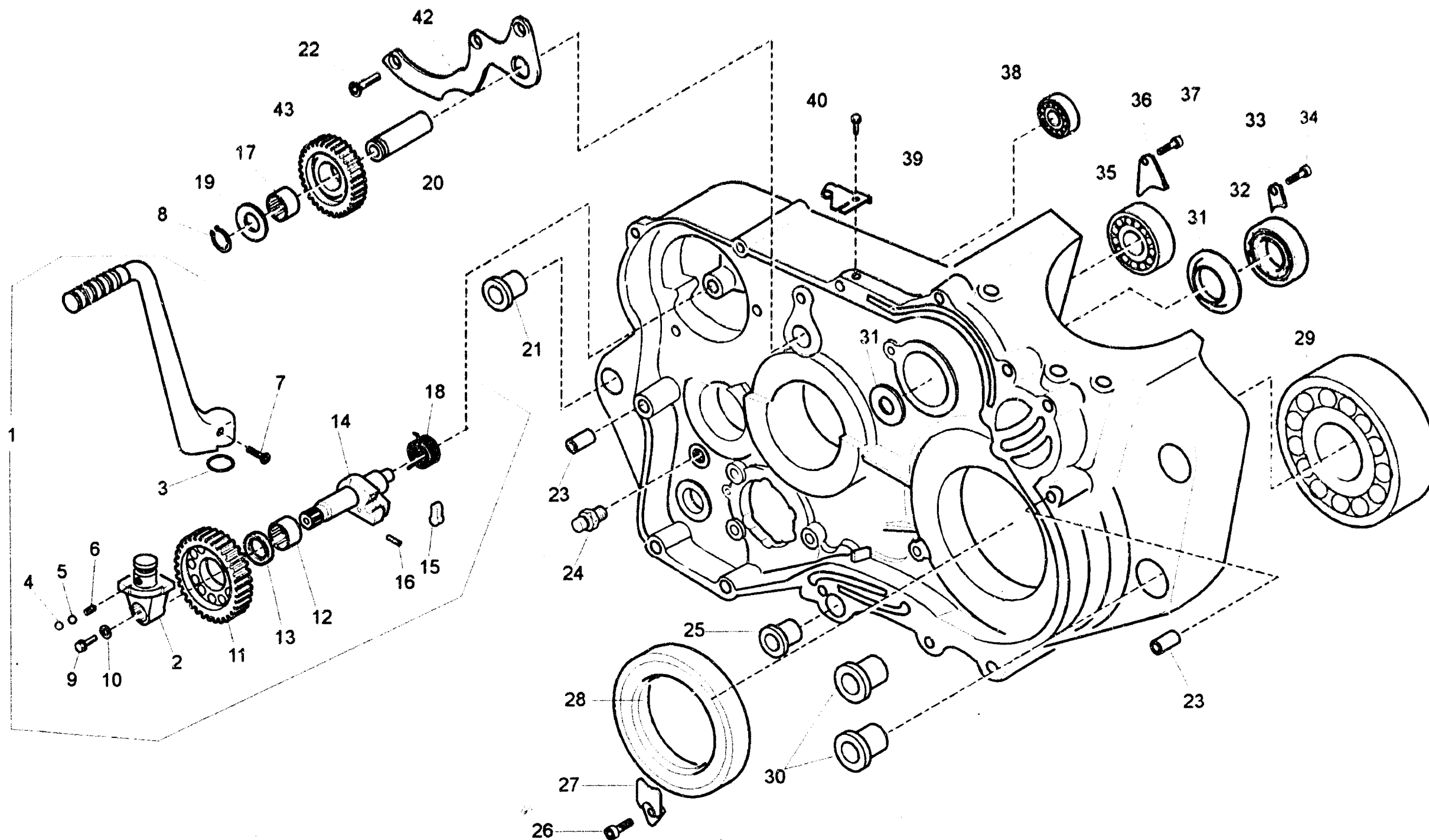
te 610 e / sm 610

TAVOLA  
DRAWING  
TABLE  
BILD  
TABLA

7

SEMICARTER DESTRO, PEDALE DI AVVIAMENTO - R. H. HALF CRANKCASE, KICKSTARTER PEDAL  
CARTER D., PEDALE - GEHAUSDECKEL R., PEDAL  
BANCADA DER., PEDAL

Note Notes Notas	Pos No. N. Index Pos	N. Cod. Code No. Nr. Code Code Nr. N. Cod.	Q. tà Q. ty Q. te M. ge C. ad	DENOMINAZIONE	NAME	DESIGNATION	BESHREIBUNG	DENOMINACION	Validità Validity Validité Gültig Validez
	1	8000 85392	1	Ass. avviamento a pedale compl.	Kick starting assy	Démarrage à pédale	Anlass mit Kickstarter	Arranque a pedal	
	2	8000 85393	1	Mozzo per leva avviamento	Hub	Moyeau	Radnabe	Cubo	
	3	8000 36380	1	Anello OR	O-Ring	Bague OR	O-Ring	Anillo OR	
	4	6BN0 21505	1	Sfera	Ball	Bille	Kugel	Esfera	
	5	8000 60472	1	Sfera	Ball	Bille	Kugel	Esfera	
	6	1611 08401	1	Molla	Spring	Ressort	Feder	Resorte	
	7	8000 58140	1	Vite	Screw	Vis	Schraube	Tornillo	
	8	66N0 21205	1	Anello elastico	Split ring	Anneau ressort	Sprengring	Anillo elástico	
	9	8000 62728	1	Vite	Screw	Vis	Schraube	Tornillo	
	10	8A00 79973	1	Rosetta conica	Washer	Rondelle	Scheibe	Arandela	
	11	8000 71038	1	Ingranaggio avviamento (Z = 35)	Driven gear (Z = 35)	Engrange conduit (Z = 35)	Zahnrad (Z = 35)	Engranaje conducto (Z = 35)	
	12	8000 22373	1	Gabbia a rullini	Needle Cage	Cage à aiguilles	Nadelkaefig	Jaula de agujas del cojinete	
	13	8000 32069	1	Rosetta di rasamento sp. 0,3 mm	Washer	Rondelle	Scheibe	Arandela	
	13	8B00 32069	1	Rosetta di rasamento sp. 0,5 mm	Washer	Rondelle	Scheibe	Arandela	
	13	8D00 32069	1	Rosetta di rasamento sp. 0,8 mm	Washer	Rondelle	Scheibe	Arandela	
	13	8E00 32069	1	Rosetta di rasamento sp. 1,0 mm	Washer	Rondelle	Scheibe	Arandela	
	14	8000 71037	1	Albero comando avviamento	Starter crank shaft	Arbre de démarrage	Kickstarterwelle	Eje arranque	
	15	1611 68001	1	Puntale	Push rod	Embout	Stösselschaft	Puntal	
	16	1611 68101	1	Molla	Spring	Ressort	Feder	Resorte	
	17	8000 40449	1	Gabbia a rullini	Needle Cage	Cage à aiguilles	Nadelkaefig	Jaula de agujas del cojinete	
	18	8000 71039	1	Molla per ritorno leva avviamento	Spring	Ressort	Feder	Resorte	
	19	8G00 13332	1	Rosetta di rasamento	Washer	Rondelle	Scheibe	Arandela	
	20	8000 71047	1	Perno ingran. intermedio	Pin	Pivot	Bolzen	Perno	
	21	8000 71154	1	Bussola flangiata	Bushing	Douille	Buchse	Manguito	
	22	8000 60577	3	Vite	Screw	Vis	Schraube	Tornillo	
	23	8000 07719	2	Bussola centraggio	Bushing	Douille	Buchse	Manguito	
	24	8A00 66953	1	Perno di fermo selettore	Pin	Pivot	Bolzen	Perno	
	25	1610 77701	1	Bussola flangiata	Bushing	Douille	Buchse	Manguito	
	26	8000 62725	1	Vite	Screw	Vis	Schraube	Tornillo	
	27	8000 85382	1	Piastrina ritegno paraolio	Plate	Plaque	Plättchen	Placa	
	28	8000 85381	1	Anello di tenuta	Seal ring	Bague de retenue	Dichtring	Anillo de retención	
	29	8000 85380	1	Cuscinetto a sfere	Bearing	Roulement	Kugellager	Cojinete	





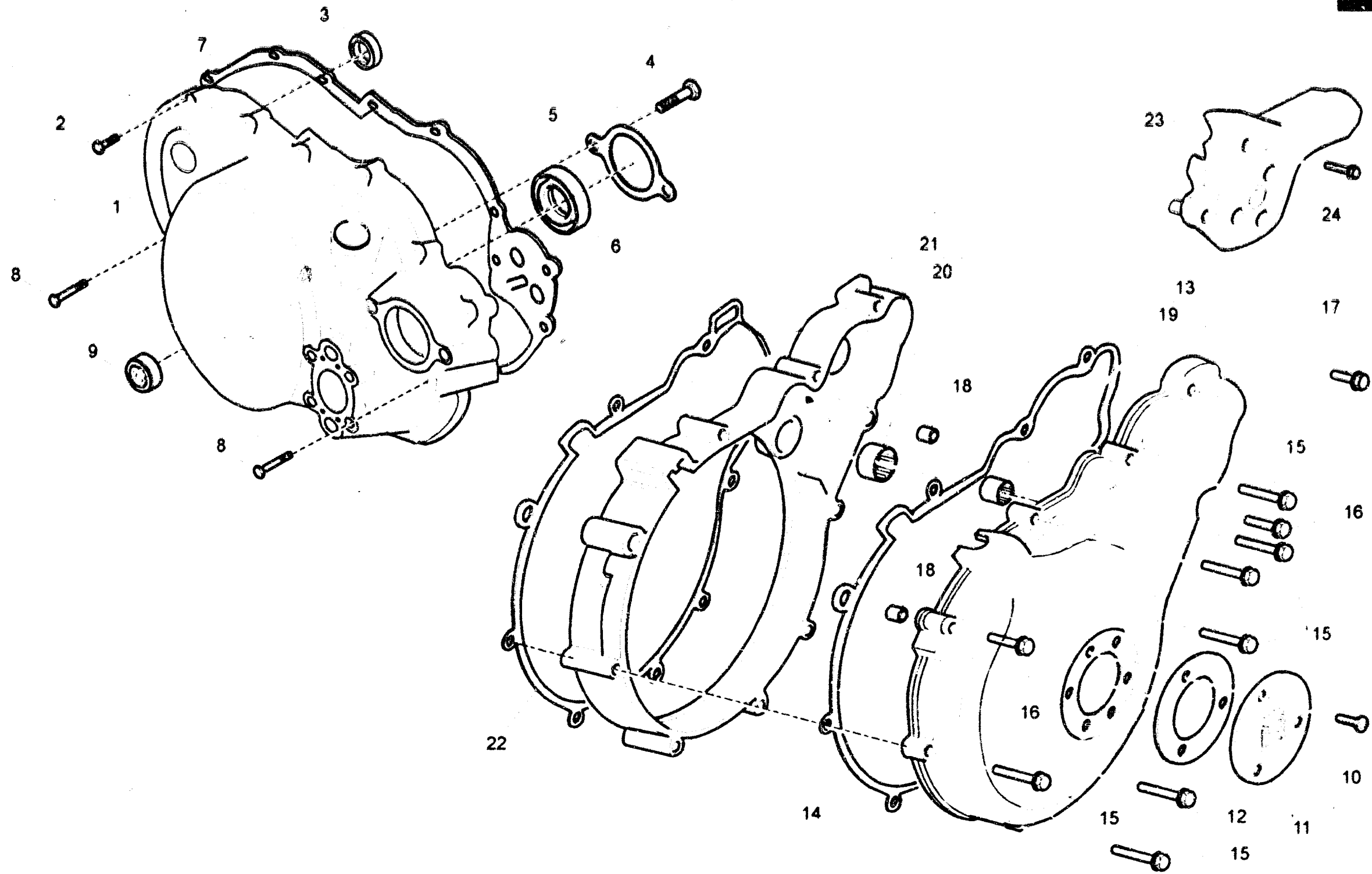
te 610 e / sm 610

TAVOLA  
DRAWING  
TABLE  
BILD  
TABLA

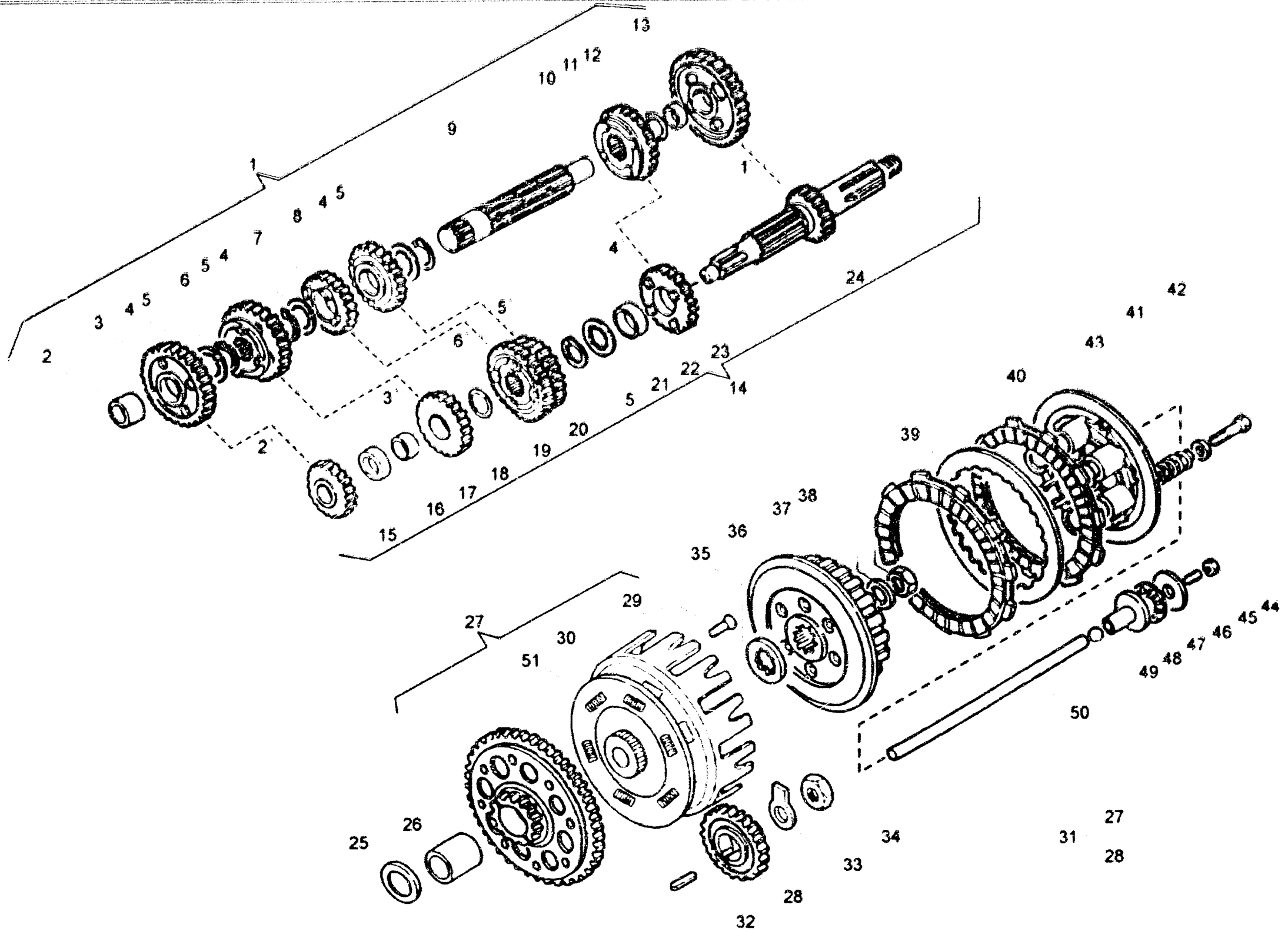
7

SEMICARTER DESTRO, PEDALE DI AVVIAMENTO - R. H. HALF CRANKCASE, KICKSTARTER PEDAL  
CARTER D., PEDALE - GEHAUSDECKEL R., PEDAL  
BANCADA DER., PEDAL

Note Notes Notas	Pos No N Index Pos	N Cod Code No N: Code Code Nr N Cod	Q tà Q ty Q te M go C ad	DENOMINAZIONE	NAME	DESIGNATION	BESHREIBUNG	DENOMINACION	Validità Validity Validité Gültig Validez
	30	1610 77702	2	Bussola flangiata	Bushing	Douille	Buchse	Manguito	
	31	8B00 72966	1	Schermo tenuta	Retainer	Arret	Klammer	Abrazadera de sujeción	
	32	8000 15659	1	Cuscinetto radiale stagno (contralbero)	Bearing (counter-shaft)	Roulement (arbre de bal.)	Kugellager (Vorgelegewelle)	Cojinete (contra-eje)	
	33	8000 81663	1	Piastrina ritegno	Retainer	Arret	Klammer	Abrazadera de sujeción	
	34	8A00 66525	1	Vite	Screw	Vis	Schraube	Tornillo	
	35	8A00 59975	1	Cuscinetto a sfere	Bearing	Roulement	Kugellager	Cojinete	
	36	8000 51746	1	Piastrina ritegno	Plate	Plaque	Platte	Placa	
	37	8000 42643	1	Vite	Screw	Vis	Schraube	Tornillo	
	38	8000 72962	1	Cuscinetto a sfere (albero secondario)	Bearing (secondary-shaft)	Roulement (arbre secondaire)	Kugellager (Sekundärwelle)	Cojinete (eje-secundario)	
	39	8000 85391	1	Piastrina ritegno cavo frizione	Plate	Plaque	Platte	Placa	
	40	8000 62727	1	Vite per piastrina	Screw	Vis	Schraube	Tornillo	
	41	8000 81660	1	Assieme carters accoppiati compl.	Crankcases assy	Carters compl.	Kuberlgehausen kpi.	Carter motor compl.	
	42	8000 84413	1	Piastra disinnesto avviamento	Plate	Plaque	Platte	Placa	
	43	8000 84412	1	Ingranaggio intermedio (Z = 22)	Intermediate gear (Z = 22)	Engrenage (Z = 22)	Zahnrad (Z = 22)	Engranaje (Z = 22)	



Note Notes Mark Notas	Pos No N Index Pos	N Cod Code No Nr Code Code Nr N Cod	Q ta Q ty Q te M ge C ad	DENOMINAZIONE	NAME	DESIGNATION	BESCHREIBUNG	DENOMINACION	Validità Validité Gültig Validez
	1	80A0 78987	1	Coperchio destro	H. Cover assy	Couvercle compl. D.	Deckel kpl., R.	Tapa derech. compl.	
	2	8000 62730	11	Vite (L = 30 mm)	Screw (L = 30 mm)	Vis (L = 30 mm)	Schraube (L = 30 mm)	Schraube (L = 30 mm)	
	3	8000 48209	1	Anello di tenuta	Seal Ring	Bague de retenue	Dichtring	Anillo de retención	
	4	8000 49608	2	Vite	Screw	Vis	Schraube	Schraube	
	5	8000 84817	1	Flangia ritegno anello di tenuta	Retainer	Arret	Klammer	Abrazadora de sujeción	
	6	8000 62209	1	Anello di tenuta	Seal Ring	Bague de retenue	Dichtring	Anillo de retención	
	7	8000 81669	1	Guarnizione per coperchio dx	Gasket	Garniture	Dichtung	Junta	
	8	8E00 67545	2	Vite (L = 40 mm)	Screw (L = 40 mm)	Vis (L = 40 mm)	Schraube (L = 40 mm)	Schraube (L = 40 mm)	
	9	8000 86048	1	Spia per livello olio	Oil inspection cap	Bouchon controle huile	Öelstandkontrolle	Minilla nivel aceite	
	10	8000 28327	3	Vite	Screw	Vis	Schraube	Tornillo	
	11	80A0 84820	1	Coperchietto controllo fase	Cover	Couvercle	Deckel	Tapa	
	12	8000 84816	1	Guarnizione per coperchietto	Gasket	Garniture	Dichtung	Junta	
	13	8000 86245	1	Ass. coperchio accensione	Cover	Couvercle	Deckel	Tapa	
	14	8000 85384	1	Guarnizione per cop. accensione	Gasket	Garniture	Dichtung	Junta	
	15	8B00 67545	7	Vite (L = 55 mm)	Screw (L = 55 mm)	Vis (L = 55 mm)	Schraube (L = 55 mm)	Tomillo (L = 55 mm)	
	16	8C00 67545	2	Vite (L = 65 mm)	Screw (L = 65 mm)	Vis (L = 65 mm)	Schraube (L = 65 mm)	Tomillo (L = 65 mm)	
	17	8000 62730	1	Vite (L = 30 mm)	Screw (L = 30 mm)	Vis (L = 30 mm)	Schraube (L = 30 mm)	Tornillo (L = 30 mm)	
	18	8000 07719	2	Bussola centraggio	Bushing	Douille	Buchse	Manguito	
	19	8000 86243	1	Boccola a rullini	Rollenbush	Douille rouleaux	Rollerbuchse	Casquillo	
	20	8000 33422	1	Boccola a rullini	Rollenbush	Douille rouleaux	Rollerbuchse	Casquillo	
	21	8000 86246	1	Ass. supporto motorino avviam.	Support start motor assy	Support	Halterung	Soporte	
	22	8000 81670	1	Guarnizione per flangia	Gasket	Garniture	Dichtung	Junta	
	23	8AA0 81673	1	Coperchio pignone catena (codice colore A)	Cover (color code A)	Couvercle (code couleur A)	Deckel (code Farbe A)	Tapa (codigo color A)	
	23	8000 81673	1	Coperchio pignone catena (codice colore B-C)	Cover (color code B-C)	Couvercle (code couleur B-C)	Deckel (code Farbe B-C)	Tapa (codigo color B-C)	
	24	8B00 67545	2	Vite	Screw	Vis	Schraube	Tornillo	





te 610 e / sm 610

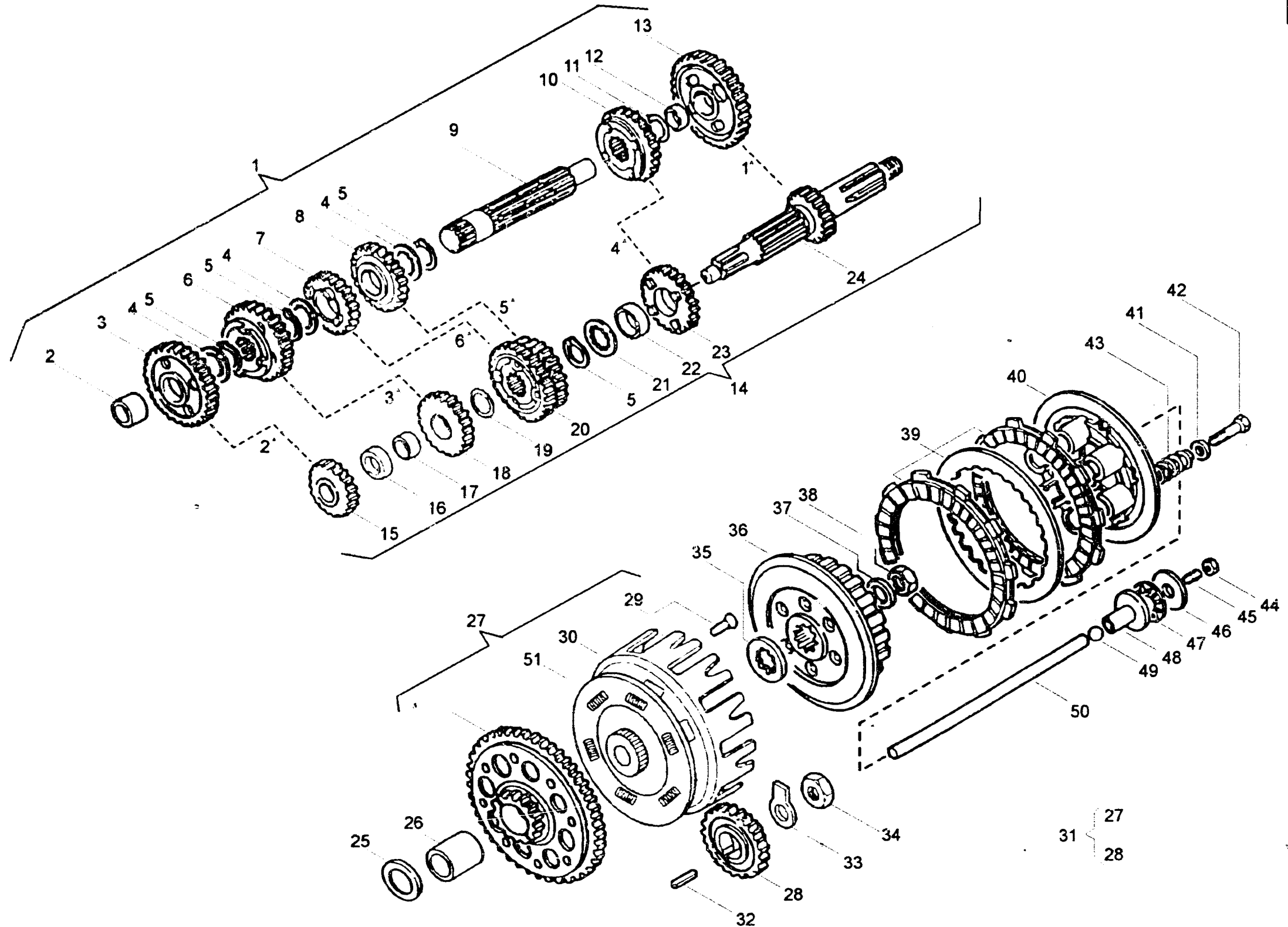
TAVOLA  
DRAWING  
TABLE  
BLD  
TABLA

9

**CAMBIO, FRIZIONE - TRANSMISSION, CLUTCH**  
**BOITE DE VITESSE, EMBRAYAGE - WECHSELGETRIEBE, KUPPLUNG**  
**CAMBIO, ENBRAGUE**

Note Notes Notas	Pos No Index Pos	N. Cod Code No Nr. Code Code Nr N. Cod	Q. It Qty Q. It M. ge C. ad	DENOMINAZIONE	NAME	DESIGNATION	BESCHREIBUNG	DENOMINAZIONE
	1	8000 79689	1	Albero secondario completo	Secondary-shaft compl.	Arbre secondaire compl.	Secundärwelle kpl.	Eje secundario completo
	2	8000 63822	1	Bussola	Bushing	Douille	Buchse	Manguito
	3	8000 74864	1	Ingranaggio 2° A.S. (Z = 29)	S. s. 2nd gear (Z = 29)	Engrenage 2ème vitesse A.S. (Z = 29)	Zah. f. 2. Geschw. S. W. (Z = 29)	Engranaje 2° velocidad Eje S. (Z = 29)
	4	1611 71701	3	Rosetta di rasamento	Thrust washer	Rondelle de butée	Scheibe	Arandela
	5	66N0 21211	4	Anello di fermo	Stop ring	Bague d'arrêt	Haltering	Anillo de retención
	6	8000 79690	1	Ingranaggio 3° A.S. (Z = 27)	S. s. 3rd gear (Z = 27)	Engrenage 3ème vitesse A.S. (Z = 27)	Zah. f. 3. Geschw. S. W. (Z = 27)	Engranaje 3° velocidad Eje S. (Z = 27)
	7	8000 79691	1	Ingranaggio 6° A.S. (Z = 20)	S. s. 6th gear (Z = 20)	Engrenage 6ème vitesse A.S. (Z = 20)	Zah. f. 6. Geschw. S. W. (Z = 20)	Engranaje 6° velocidad Eje S. (Z = 20)
	8	8000 79692	1	Ingranaggio 5° A.S. (Z = 22)	S. s. 5th gear (Z = 22)	Engrenage 5ème vitesse A.S. (Z = 22)	Zah. f. 5. Geschw. S. W. (Z = 22)	Engranaje 5° velocidad Eje S. (Z = 22)
	9	8A00 60463	1	Albero secondario	Secondary-shaft	Arbre secondaire	Secundärwelle	Eje secundario
	10	8000 79693	1	Ingranaggio 4° A.S. (Z = 24)	S. s. 4th gear (Z = 24)	Engrenage 4ème vitesse A.S. (Z = 24)	Zah. f. 4. Geschw. S. W. (Z = 24)	Engranaje 4° velocidad Eje S. (Z = 24)
	11	1513 71401	1	Rosetta di rasamento	Thrust washer	Rondelle de butée	Scheibe	Arandela
	12	1612 41501	1	Bussola	Bushing	Douille	Buchse	Manguito
	13	8000 74862	1	Ingranaggio 1° A.S. (Z = 34)	S. s. 1st gear (Z = 34)	Engrenage 1ère vitesse A.S. (Z = 34)	Zah. f. 1. Geschw. S. W. (Z = 34)	Engranaje 1° velocidad Eje S. (Z = 34)
	14	8000 79685	1	Albero primario completo	Main shaft	Arbre primaire	Hauptwelle	Eje principal completo
	15	8000 74863	1	Ingranaggio 2° A.P. (Z = 16)	M. s. 2nd gear (Z = 16)	Engrenage 2ème vitesse A.P. (Z = 16)	Zahn. f. 2. Geschw. A. W. (Z = 16)	Engranaje 2° velocidad Eje P. (Z = 16)
	16	1612 48101	1	Distanziale	Spacer	Entretoise	Distanzstück	Separador
	17	1612 48001	1	Bussola	Bushing	Douille	Buchse	Manguito
	18	8000 79688	1	Ingranaggio 3° A.P. (Z = 20)	M. s. 3rd gear (Z = 20)	Engrenage 3ème vitesse A.P. (Z = 20)	Zahn. f. 3. Geschw. A. W. (Z = 20)	Engranaje 3° velocidad Eje P. (Z = 20)
	19	1612 84201	1	Rosetta	Washer	Rondelle	Scheibe	Arandela
	20	8000 79687	1	Ingran. 5° e 6° A.P. (Z = 24 - 26)	Gear 5th - 6th speed (Z = 24 - 26)	Engrenage 5ème 6ème (Z = 24 - 26)	Zahnrad 5 - 6. Gang (Z = 24 - 26)	Engranaje 5° - 6° velocidad (Z = 24 - 26)
	21	8H00 36022	1	Rosetta di rasamento	Washer	Rondelle de butée	Ausgleichscheibe	Arandela de Tope
	22	8000 63821	1	Bussola	Bushing	Douille	Buchse	Manguito







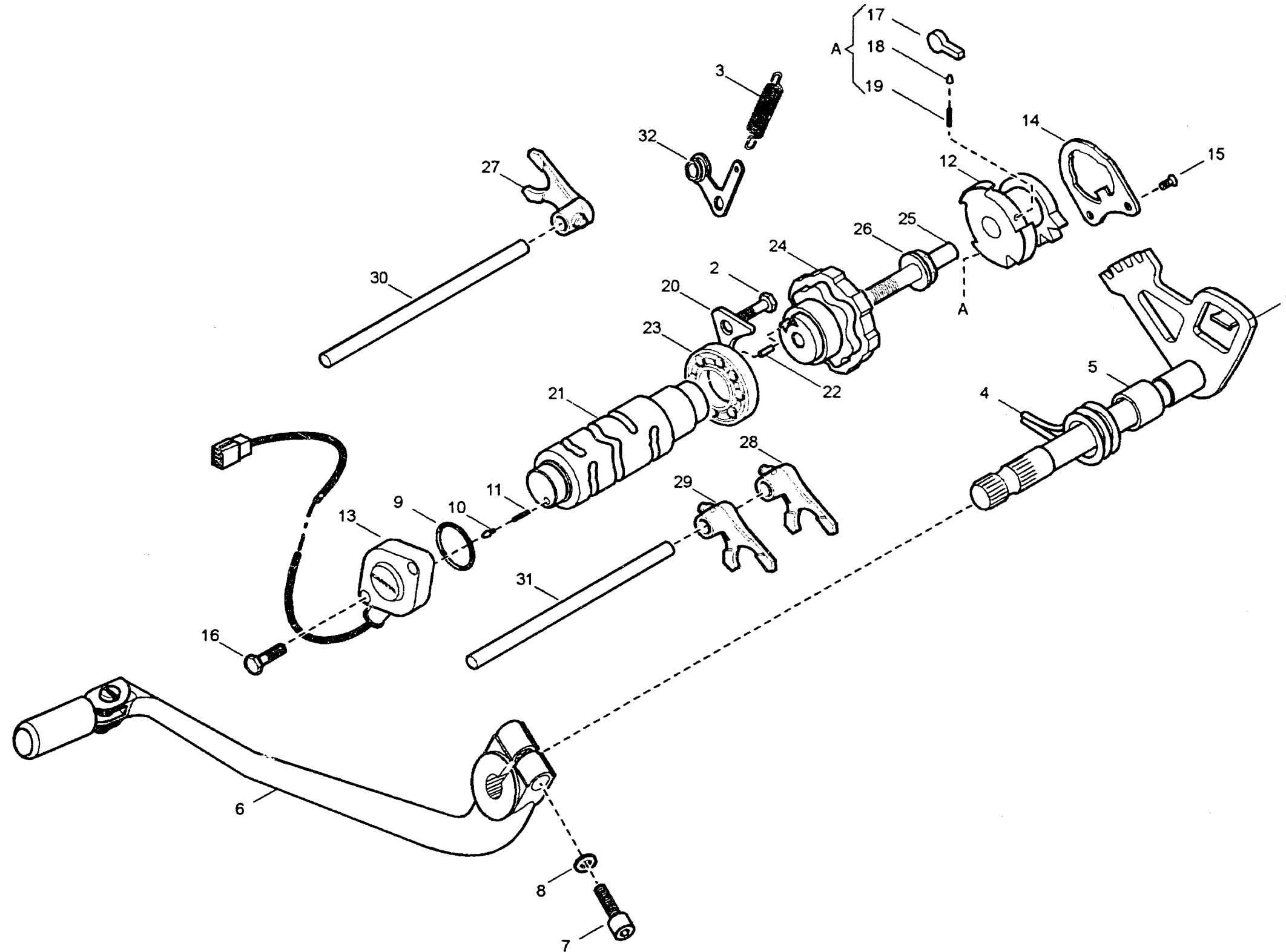
te 610 e / sm 610

TAVOLA  
DRAWING  
TABLE  
BILD  
TABLA

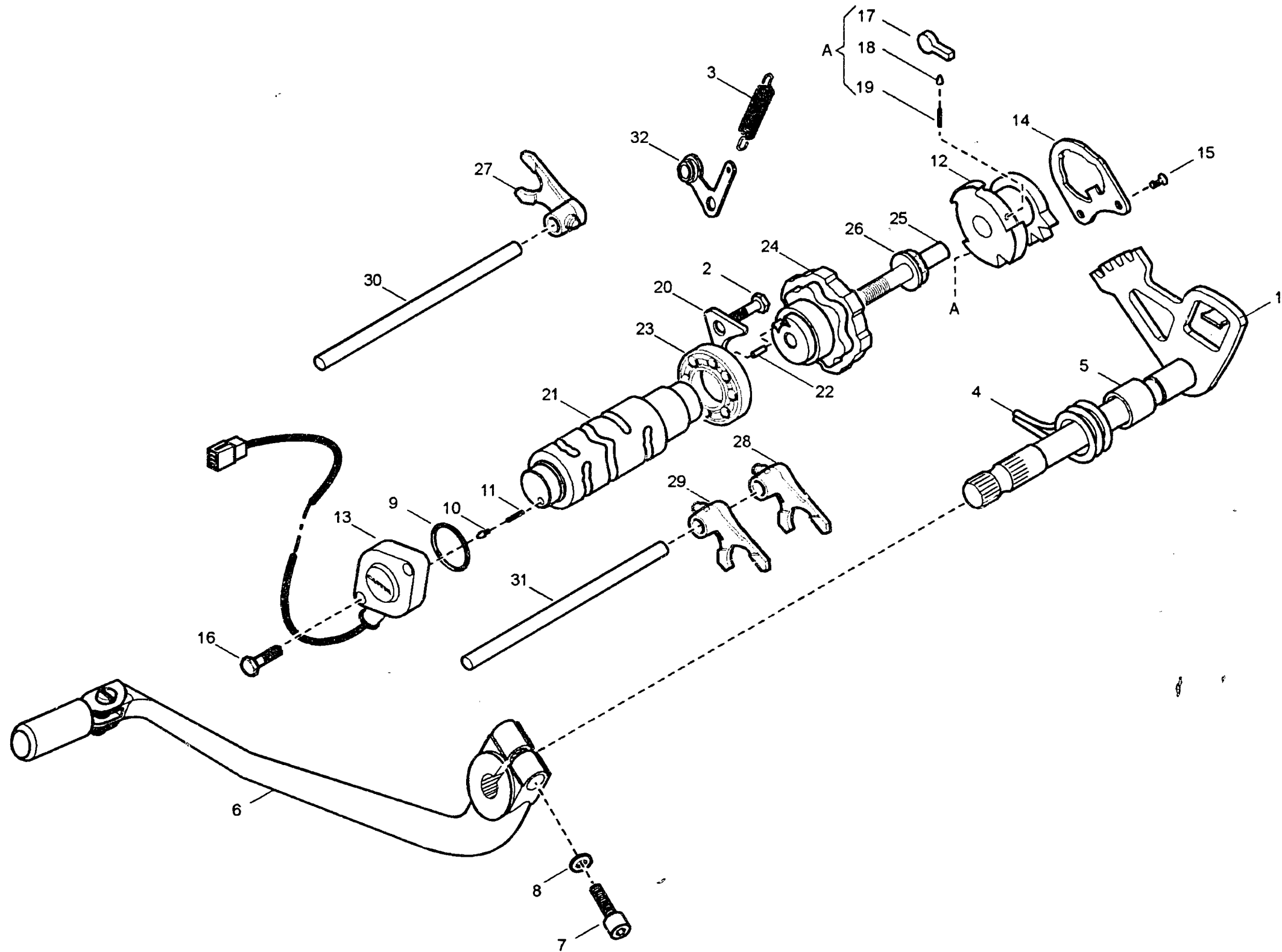
9

CAMBIO, FRIZIONE - TRANSMISSION, CLUTCH  
BOITE DE VITESSE, EMBRAYAGE - WECHSELGETRIEBE, KUPPLUNG  
CAMBIO, ENBRAGUE

Note Notes Mark Notas	Pos. No. N. Index	N. Cod. Code No. Nr. Code Code Nr N. Cod.	Q.tà Q.ty Q.te M.ge C.ad	DENOMINAZIONE	NAME	DESIGNATION	BESHREIBUNG	DENOMINACION	Validita Validity Validité Gültig Validez
	23	8000 79686	1	Ingranaggio 4° A.P. (Z = 22)	M. s. 4th gear (Z = 22)	Engrenage 4ème vitesse A.P. (Z = 22)	Zahn. f. 4. Geschw. A. W. (Z = 22)	Engrenaje 4° velocidad Eje P. (Z = 22)	
	24	8000 74861	1	Albero primario (Z = 13)	Main shaft (Z = 13)	Arbre primaire (Z = 13)	Hauptwelle (Z = 13)	Eje primario (Z = 13)	
	25	8C00 16930	1	Rosetta di spallamento	Washer	Rondelle	Scheibe	Arandela	
	26	8000 72943	1	Bussola	Bushing	Douille	Buchse	Manguito	
	27	8000 85025	1	Ass. ingranaggio Condotta con custodia (Z = 16 - 75)	Driving gear assy (Z = 16 - 75)	Engrenage conducteur complet (Z = 16 - 75)	Zahnrad kpl. (Z = 16 - 75)	Engrenaje conductor compl. (Z = 16 - 75)	
	28	8000 79309	1	Ingranaggio conduttore (Z = 32)	Driving gear (Z = 32)	Engrenage conducteur (Z = 32)	Zahnrad (Z = 32)	Engrenaje conductor (Z = 32)	
	29	8000 36848	3	Ribattino	Rivet	Rivet	Niet	Remache	
	30	8000 84424	1	Campana frizione	Clutch housing	Cage embrayage	Kupplungskorb	Campana embrague	
	31	8000 85024	1	Coppia ingran. trasm. primaria	Set of matched primary	Engrenages trans. prim.	Stirnradpaar	Copla engranaje trans. primaria	
	32	8000 22426	1	Chiavetta	Woodruff key	Clé woodruff	Federkeil	Lengüeta	
	33	8000 86007	1	Rosetta di sicurezza	Washer	Rondelle	Scheibe	Arandela	
	34	8000 86006	1	Dado	Nut	Ecrou	Mutter	Tuerca	
	35	8000 38350	1	Rosetta	Washer	Rondelle	Scheibe	Arandela	
	36	8000 85390	1	Mozzo frizione	Hub	Moyeau	Radnabe	Cubo	
	37	8000 36857	1	Rosetta di sicurezza	Washer	Rondelle	Scheibe	Arandela	
	38	8000 36856	1	Dado	Nut	Ecrou	Mutter	Tuerca	
	39	8C00 82861	1	Ass. gruppo frizione (15 dischi: 8 conduttori 7 condotti)	Clutch group assy (15 disc: 8 driving disc 7 driven disc)	Groupe embrayage compl. (15 disque: 8 conducteur 7 conduites)	Kupplungsgr. kpl. (15 Scheibe: 8 Belagssch. 7 Stahlsch.)	Grupo embrague compl. (15 discos: 8 conductor 7 conducidos)	
	40	8000 48138	1	Piastra spingidischi	Plate	Plaque	Platte	Placa	
	41	8000 21535	6	Rosetta	Washer	Rondelle	Scheibe	Arandela	
	42	8000 62728	6	Vite	Screw	Vis	Schraube	Tornillo	
	43	8000 71230	6	Molla frizione	Clutch spring	Ressort embrayage	Kupplungsfeder	Resorte embrague	
	44	61N1 15062	1	Dado	Nut	Ecrou	Mutter	Tuerca	
	45	8000 54692	1	Vite	Screw	Vis	Schraube	Tornillo	
	46	8000 35781	1	Rosetta	Washer	Rondelle	Scheibe	Arandela	
	47	8000 35780	1	Cuscinetto assiale	Bearing	Roulement	Kugellager	Cojinete	
	48	8000 54477	1	Piattello	Plate	Plateau	Teller	Placa	
	49	6BN0 21509	1	Sfera	Ball	Bille	Kugel	Esfera	
	50	1615 31501	1	Asta com. frizione	Fork tube	Barre de force	Druckstab	Varilla de fuerza	
	51	8000 79311	1	Disco ritegno molle	Plate	Disque	Platte	Disco	



Note Notes Notas	Pos. No. N. Index Pos.	N. Cod. Code No. Nr. Code Code Nr N. Cod.	Q.tà Q.ty Q.te M.ge C.ad	DENOMINAZIONE	NAME	DESIGNATION	BESHREIBUNG	DENOMINACION	Validità Validity Validité Gültig Validez
	1	8000 75302	1	Ass. albero com. selettore	Gearbox pedal shaft assy	Arbre pédale change de vitesse compl.	Pedal Umsteuerungswelle kpl.	Eje pedal cambio compl.	
	2	8B00 54139	1	Vite	Screw	Vis	Schraube	Tornillo	
	3	8000 88159	1	Molla	Spring	Ressort	Feder	Resorte	
	4	8000 46225	1	Molla richiamo albero selett.	Spring	Ressort	Feder	Resorte	
	5	8A00 31503	1	Bussola distanziale per molla	Bushing	Douille	Buchse	Manguito	
	6	8000 81681	1	Ass. leva comando cambio compl.	Gearchange lever assy	Levier comm. vitesse compl.	Schalthebel kpl.	Palanca del cambio compl.	
	7	60NA 01082	1	Vite	Screw	Vis	Schraube	Tornillo	
	8	62NA 15767	1	Rosetta elastica	Washer	Rondelle	Scheibe	Arandela	
	9	8A00 42700	1	Anello OR	O-Ring	Bague OR	O-Ring	Anillo OR	
	10	8000 42676	1	Puntale per segnalatore marce	Push rod	Embout	Stösselschaft	Puntal	
	11	8000 42677	1	Molla per puntale	Spring	Ressort	Feder	Resorte	
	12	8000 75291	1	Rocchetto selettore dentato	Sprocket	Rochet	Spule	Piñon	
	13	8000 88230	1	Ass. segnalatore folle	Idle trasponder assy	Signaleur point mort compl.	Leerlauflicht kpl.	Señalador compl.	
	14	8000 71012	1	Piastrina fermo e disinn. saltarello	Plate	Plaque	Platte	Placa	
	15	8000 28327	2	Vite	Screw	Vis	Schraube	Tornillo	
	16	8C00 67997	2	Vite	Screw	Vis	Schraube	Tornillo	
	17	8000 71007	2	Saltarello per rocchetto	Click	Cliquet	Strumhaken	Salt.	
	18	8000 71008	2	Puntale per saltarello	Push rod	Embout	Stösselschaft	Puntal	
	19	8000 71009	2	Molla per puntale	Spring	Ressort	Feder	Resorte	
	20	8000 83126	1	Piastrina	Plate	Plaque	Platte	Placa	
	21	8000 82347	1	Albero forcelle cambio compl.	Driving shaft gearbox forks	Arbre comm. fourches trans.	Antriebswelle Schaltgabel	Eje mando horquilla cambio	
	22	8000 38520	1	Rullino	Roller	Aiguille	Rolle	Rodillo	
	23	8000 85395	1	Cuscinetto a sfere	Ball bearing	Roulement à billes	Kugellager	Cojinete de bolas	
	24	8A00 71004	1	Tamburo selettore marce	Drum	Tambour	Trommel	Tambor	
	25	8000 71011	1	Vite	Screw	Vis	Schraube	Tornillo	
	26	8000 56377	1	Rosetta	Washer	Rondelle	Scheibe	Arandela	
	27	8000 71158	1	Forcella cambio (3a-4a)	Fork gearchange (3a-4a)	Fourche boîte a vitesse (3a-4a)	Gabel Schaltung (3a-4a)	Horquilla cambio (3a-4a)	
	28	8000 71159	1	Forcella cambio (1a-5a)	Fork gearchange (1a-5a)	Fourche boîte a vitesse (1a-5a)	Gabel Schaltung (1a-5a)	Horquilla cambio (1a-5a)	
	29	8000 71160	1	Forcella cambio (2a-6a)	Fork gearchange (2a-6a)	Fourche boîte a vitesse (2a-6a)	Gabel Schaltung (2a-6a)	Horquilla cambio (2a-6a)	
	30	8000 35876	1	Perno L = 85	Pin	Pivot	Bolzen	Perno	
	31	8B00 35876	1	Perno L = 93,5	Pin	Pivot	Bolzen	Perno	





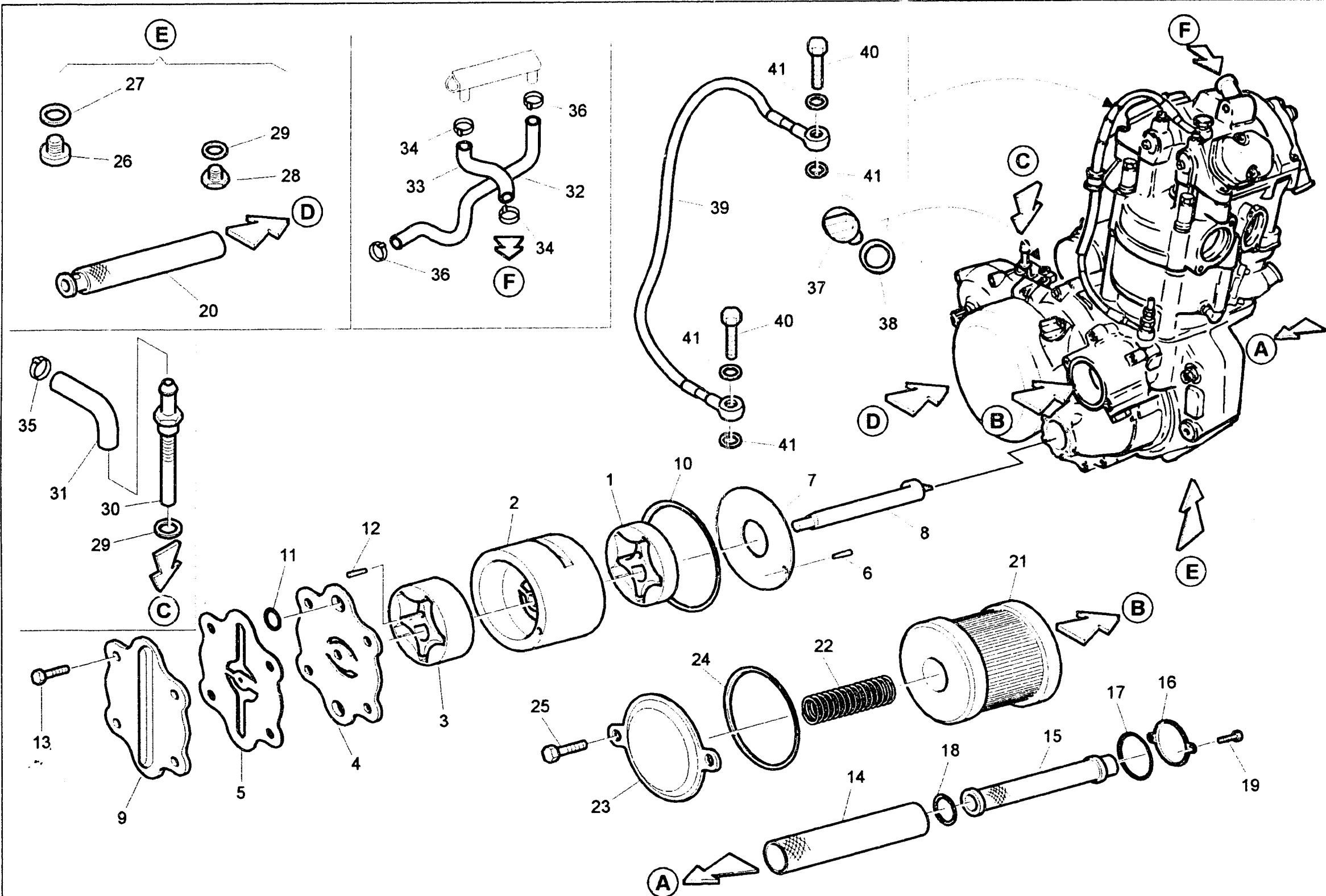
te 610 e / sm 610

TAVOLA  
DRAWING  
TABLE  
BILD  
TABLA

10

COMANDO CAMBIO - SHIFTER  
COMMANDE DE VITESSE - GANGSCHALTUNG  
MANDO CAMBIO

Note Notes Notes Mark Notas	Pos. No. N. Index Pos.	N. Cod. Code No. Nr. Code Code Nr N. Cod.	Q.tà Q.ty Q.te M.ge C.ad	DENOMINAZIONE	NAME	DESIGNATION	BESHREIBUNG	DENOMINACION	Validità Validity Validité Gültig Validez
	32	8000 54136	1	Ass. saltarello	Click	Cliquet	Strumhaken	Salt.	
	33	8000 54137	1	Piastrina per saltarello	Plate	Plaquette	Plättchen	Placa	
	34	8000 38723	1	Rotella	Wheel	Galet	Rädchen	Ruedecilla	
	35	8000 48947	1	Perno per rotella	Pin	Pivot	Bolzen	Perno	





te 610 e / sm 610

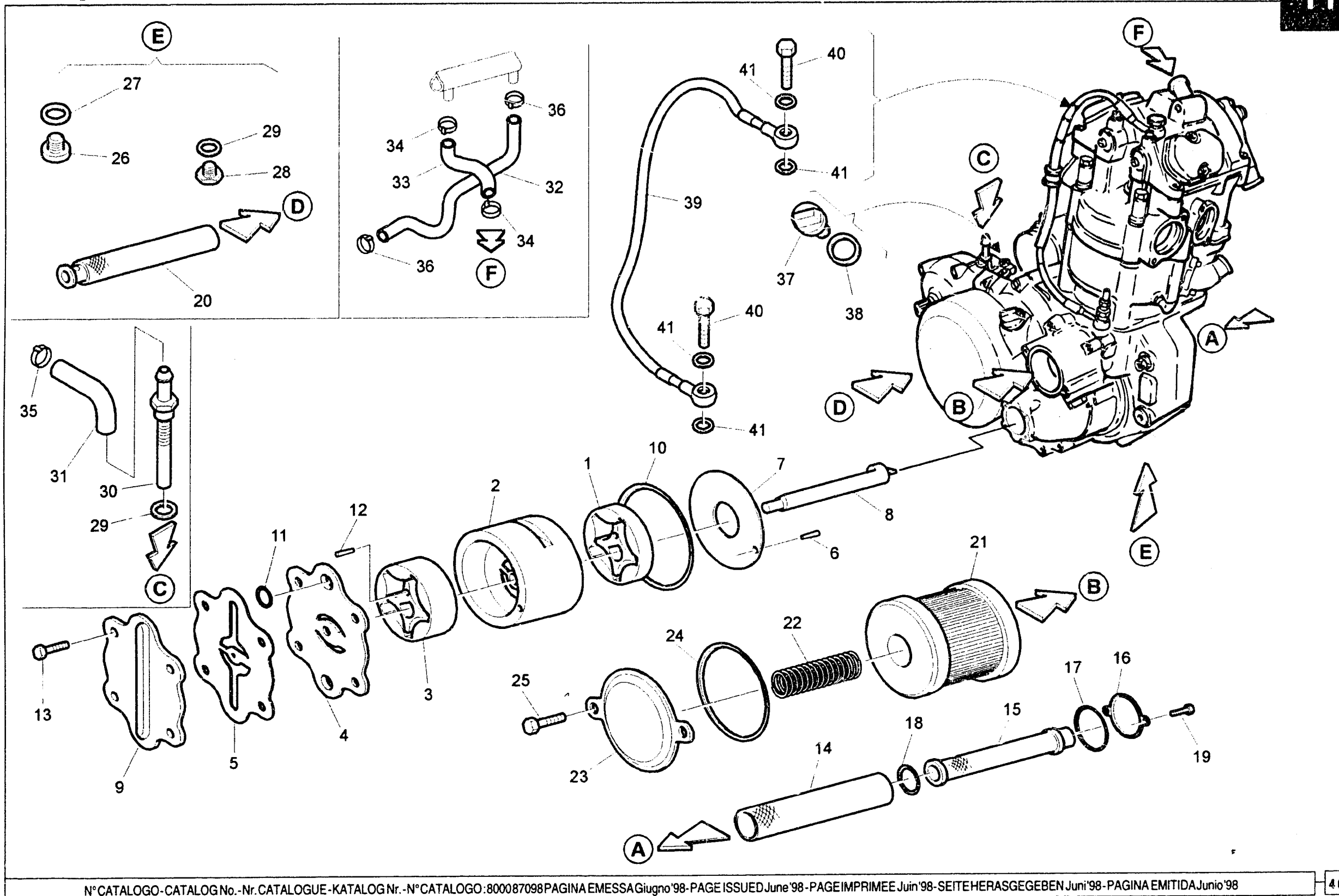
TAVOLA  
DRAWING  
TABLE  
BILD  
TABLA

11

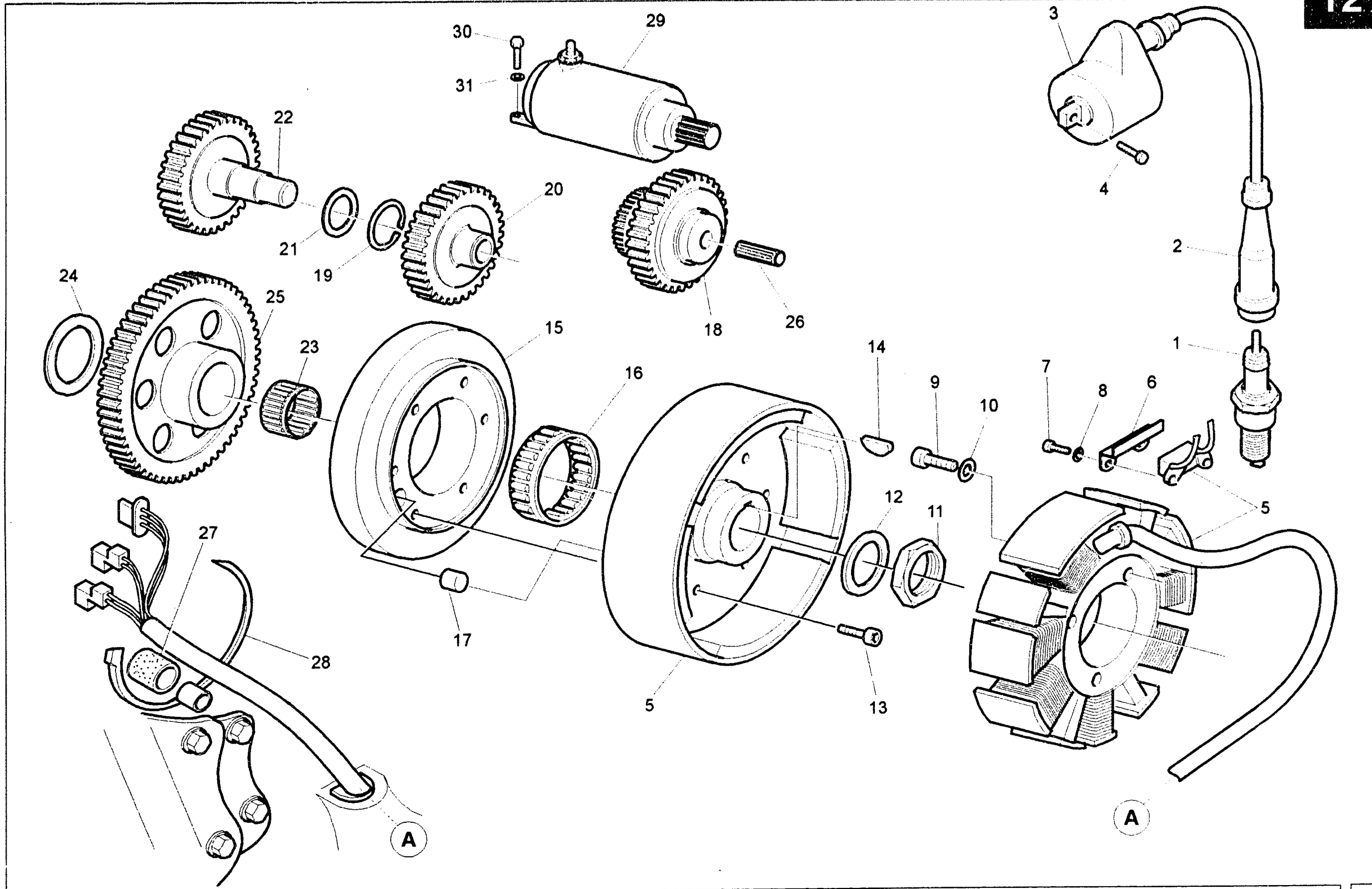
LUBRIFICAZIONE - LUBRICATION  
GRAISSAGE - SCHMIERUNG  
LUBRICACIÓN

Note Notes Notas	Pos. No. Index Pos.	N. Cod. Code No. Nr. Code Code Nr N. Cod.	Q.tà Q.ty Q.te M.ge C.ad	DENOMINAZIONE	NAME	DESIGNATION	BESHREIBUNG	DENOMINACION	Validità Validity Validité Gültig Validez
	1	8A00 82948	1	Ass. rotori mandata olio	Rotor assy	Rotor compl.	Rotor kpl.	Rotor compl.	
	2	8000 73518	1	Corpo porta rotori	Pump body	Corps pompe	Pumpenkörper	Korpo Bomba	
	3	8000 82948	1	Ass. rotori recupero olio	Rotor assy	Rotor compl.	Rotor kpl.	Rotor compl.	
	4	8000 84821	1	Coperchio intermedio pompa	Cover	Couvercle	Deckel	Tapa	
	5	8000 75629	1	Guarnizione pompa lubrific.	Gasket	Guarniture	Dichtung	Junta	
	6	8B00 47773	1	Rullino di riferimento	Roller	Aiguille	Rolle	Rodillo	
	7	8000 84819	1	Distanziale interno pompa	Spacer	Entretoise int.	Distanzstück	Separador	
	8	8000 84818	1	Albero pompa lubrificazione	Shaft	Arbre	Welle	Eje	
	9	80A0 75630	1	Coperchio pompa lubrificaz.	Cover	Couvercle	Deckel	Tapa	
	10	8000 27073	1	Anello tenuta	O-Ring	Bague OR	O-Ring	Anillo OR	
	11	8A00 23108	2	Anello tenuta	O-Ring	Bague OR	O-Ring	Anillo OR	
	12	8A00 47773	2	Rullino di centraggio	Roller	Aiguille	Folle	Rodillo	
	13	8000 62728	4	Vite	Screw	Vis	Schraube	Tornillo	
	14	8000 72426	1	Filtro a rete esterno	Filter	Filtre	Filter	Filtro	
	15	8000 72427	1	Filtro a rete interno	Filter	Fltre	Filter	Filtro	
	16	8000 72425	1	Coperchio per filtri	Cover	Couvercle	Deckel	Tapa	
	17	8000 34609	1	Anello tenuta	O-Ring	Bague OR	O-Ring	Anillo OR	
	18	8000 26884	1	Anello tenuta	O-Ring	Bague OR	O-Ring	Anillo OR	
	19	8000 66525	2	Vite	Screw	Vis	Schraube	Tornillo	
	20	8000 74716	1	Filtro a rete (lato destro)	Filter (R. H.)	Filtre (droite)	Filter (rechts)	Filtro (derech.)	
	21	8000 81675	1	Filtro olio a cartuccia	Filter	Filtre	Filter	Filtro	
	22	8000 85385	1	Molla premi filtro-cartuccia	Spring	Ressort	Feder	Resorte	
	23	80A0 78988	1	Coperchio filtro olio cartuccia	Cover	Couvercle	Deckel	Tapa	
	24	8A00 28553	1	Anello tenuta	O-Ring	Bague OR	O-Ring	Anillo Or	
	25	8000 62728	2	Vite	Screw	Vis	Schraube	Tornillo	
	26	6604 9053	1	Tappo scarico olio (M 22)	Plug (M 22)	Bouchon (M 22)	Verschluss (M 22)	Tapón (M 22)	
	27	62N0 15682	1	Rosetta	Washer	Rondelle	Scheibe	Arandela	
	28	8000 75415	1	Tappo scarico olio (M 14)	Plug (M 14)	Bouchon (M 14)	Verschluss (M 14)	Tapón (M 14)	
	29	62N0 15678	2	Rosetta	Washer	Rondelle	Scheibe	Arandela	
	30	8000 75293	1	Raccordo portagomma	Union	Raccord	Anschluss	Empalme	
	31	8000 88627	1	Tube carter telaio	Pipe crank-case-frame	Tuyau carter-chassis	Schlauch Kurberlgehause-Rahmen	Tube carter-Bastidor	





Note Notes Notes Mark Notas	Pos. No. N. Index Pos.	N. Cod. Code No. Nr. Code Code Nr N. Cod.	Q.ità Q.ity Q.ité M.ge C.ad	DENOMINAZIONE	NAME	DESIGNATION	BESHREIBUNG	DENOMINACION	Validità Validity Validité Gültig Validez
	32	8000 88628	1	Tubo telaio scatola - filtro	Pipe frame - filterbox	Tuyau chassis - boite filtre	Schlauch Rahmen - Filterkasten	Tubo Bastidor - Caja filtro	
	33	8000 88626	1	Tubo testa cilindro - telaio	Pipe cylinder head - frame	Tuyau culasse cylindre - chassis	Schlauch Zylinderkopf - Rahmen	Tubo culada cilindro - bastidor	
	34	8000 46881	2	Fascetta	Clamp	Collier	Schelle	Abrazadera	
	35	8000 88650	2	Fascetta	Clamp	Collier	Schelle	Abrazadera	
	36	8000 88650	2	Fascetta	Clamp	Collier	Schelle	Abrazadera	
	37	8000 49032	1	Tappo carico olio	Plug	Bouchon	Verschluss	Tapón	
	38	8000 19789	1	Anello tenuta	O-Ring	Bagua OR	O-Ring	Anillo OR	
	39	8000 85386	1	Tubo mandata olio	Pipe	Tuyau	Schlauch	Tubo	
	40	8000 45183	2	Vite	Screw	Vis	Schraube	Tornillo	
	41	8000 21480	4	Rosetta	Washer	Rondelle	Scheibe	Arandela	





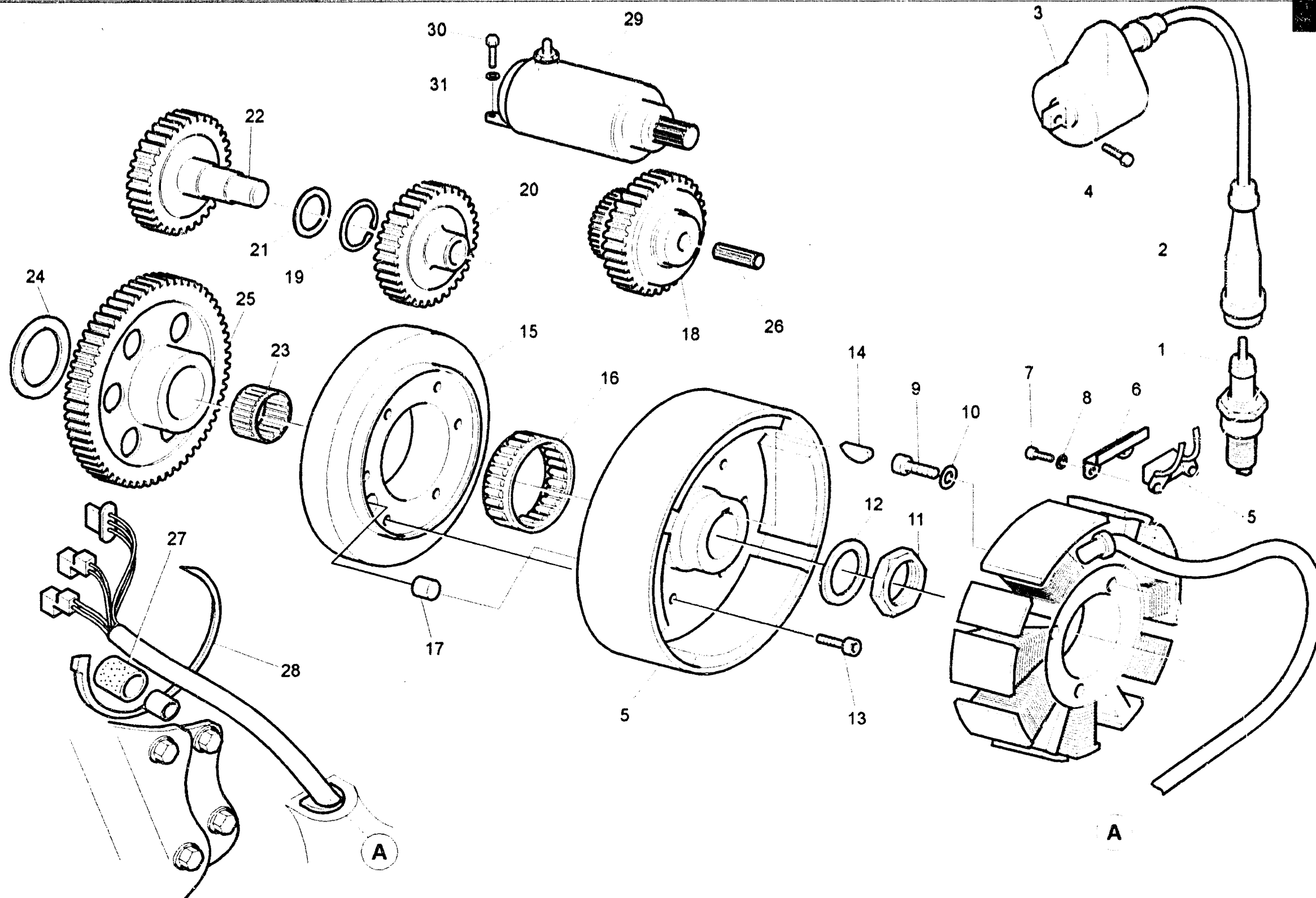
te 610 e / sm 610

TAVOLA  
DRAWING  
TABLE  
BILD  
TABLA

12

PARTE ELETTRICA - IGNITION SYSTEM  
PARTIES ELECTRIQUE - ELEKTRISCHE TEILE  
PARTE ELÉCTRICA

Note Notes Notas	Pos. No. Index Pos.	N. Cod. Code No. Nr. Code Code Nr N. Cod.	Q.tà Q.ty Q.te M.ge C.ad	DENOMINAZIONE	NAME	DESIGNATION	BESHREIBUNG	DENOMINACION	Validità Validity Validité Gültig Validez
A	1	1615 38301	1	Candela NGK	Spark plug	Bougie	Zündkerze	Bujía	
A	1	8000 77478	1	Candela CHAMPION	Spark plug	Bougie	Zündkerze	Bujía	
	2	1615 38201	1	Cappuccio candela	Cap	Capuchon	Kappe	Capuchón	
	3	8A00 49617	1	Bobina completa	Coil compl.	Bobine compl.	Zündspule kpl.	Bobina compl.	
	4	8000 62727	2	Vite	Screw	Vis	Schraube	Tornillo	
	5	8000 84397	1	Alternatore compl.	Alternateur compl.	Alternateur compl.	Lichtmaschine kpl.	Alternador compl.	
	6	8000 88536	1	Piastrina ritegno cavo	Plate	Plaque	Plättchen	Placa	
	7	60N1 02461	2	Vite per Pick-up	Screw	Vis	Schraube	Tornillo	
	8	62N1 15534	2	Rosetta elastica	Washer	Rondelle	Scheibe	Arandela	
	9	60N1 02511	3	Vite	Screw	Vis	Schraube	Tornillo	
	10	62N1 15767	3	Rosetta	Washer	Rondelle	Scheibe	Arandela	
	11	8000 49004	1	Dado	Nut	Ecrou	Mutter	Tuerca	
	12	8000 35854	1	Rosetta	Washer	Rondelle	Scheibe	Arandela	
	13	8A00 78647	6	Vite	Screw	Vis	Schraube	Tornillo	
	14	65N1 21007	1	Linguetta	Woodruff key	Clé woodruff	Federkeil	Lengüeta	
	15	8000 84828	1	Anello esterno	Ring	Bague	Ring	Anillo	
	16	8000 83136	1	Ruota libera	Free wheel	Roue libre	Freilauf	Rueda libre	
	17	8000 86051	1	Spina	Pin	Goupille	Stift	Clavija	
	18	8000 85019	1	Ass. ingranaggio intern. con frizione (Z = 26)	Gear and clutch assy (Z = 26)	Engrenage (Z = 26)	Zahnrad (Z = 26)	Engrenaje (Z = 26)	
	19	66N0 21196	1	Anello elastico	Split ring	Anneau ressort	Sprengring	Anillo elástico	
	20	8000 84831	1	Ingran. di rinvio flottante (Z = 27)	Sliding gear (Z = 27)	Engrenage (Z = 27)	Zahnrad (Z = 27)	Engrenaje (Z = 27)	
	21	8F00 09408	1	Rosetta di rasamento	Washer	Rondelle	Scheibe	Arandela	
	22	8000 84830	1	Ingran. di rinvio (Z = 22)	Gear 2nd transmission (Z = 22)	Engrenage (Z = 22)	Zahnrad (Z = 22)	Engrenaje (Z = 22)	
	23	8000 84597	1	Gabbia a rullini	Needle cage	Cage à aiguilles	Nadelkaefig	Jaula de agujas del cojinete	
	24	8A00 84473	1	Rosetta di rasamento	Washer	Rondelle	Scheibe	Arandela	
	25	8000 84829	1	Corona dentata per ruota libera (Z = 60)	Ring gear (Z = 60)	Couronne (Z = 60)	Kranz (Z = 60)	Corona (Z = 60)	
	26	8A00 84470	1	Perno	Pin	Pivot	Bolzen	Perno	
	27	8000 90806	1	Protezione in gomma	Rubber guard	Protection	Schutz	Protección de goma	
	28	8000 56444	1	Fascetta	Clamp	Collier	Scheile	Abrazadera	
	29	8000 84411	1	Ass. motorino avviamento	El. start motor	Moteur démarr. el.	Elektr Anlasser	Motor de arranque	





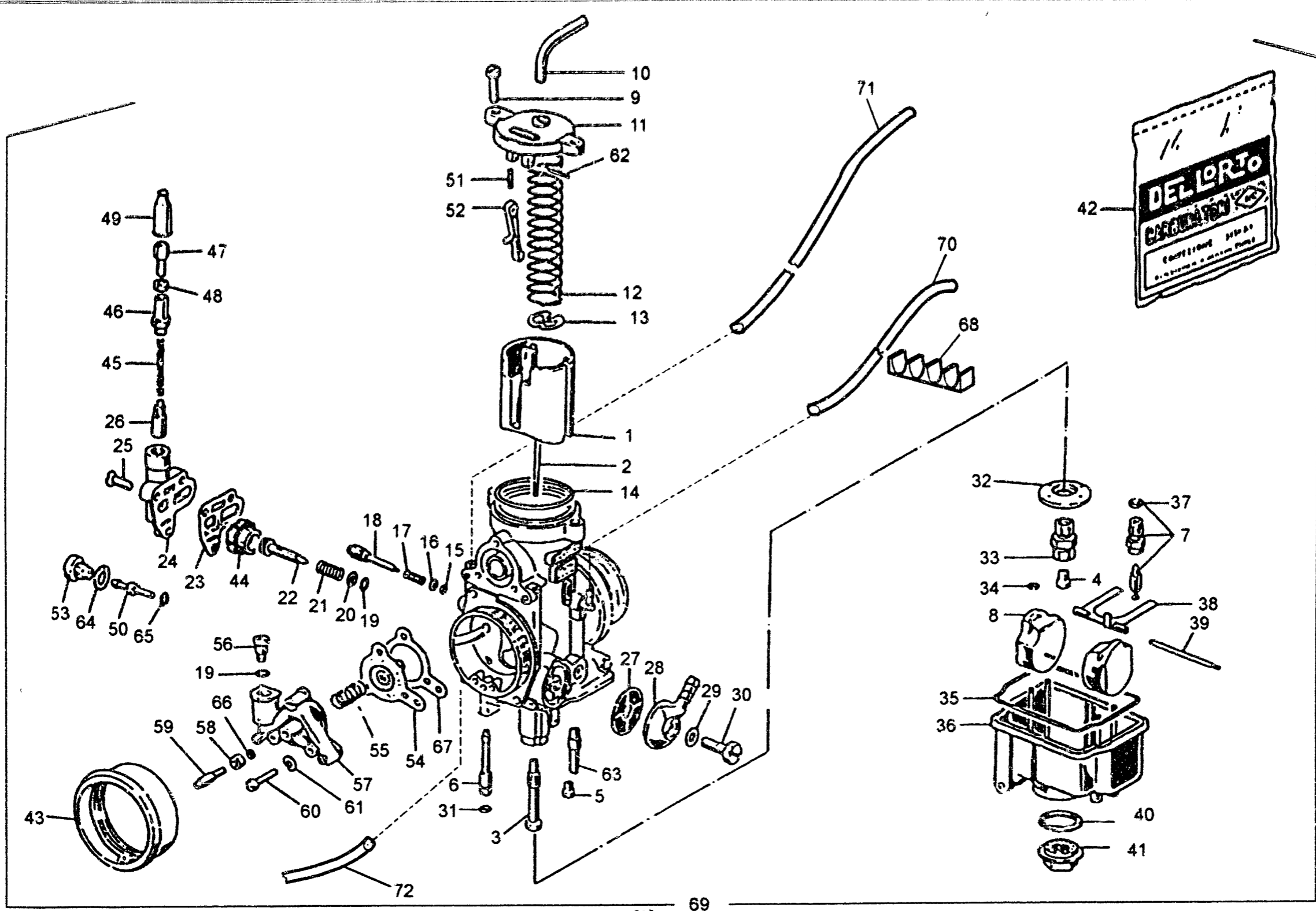
te 610 e / sm 610

TAVOLA  
DRAWING  
TABLE  
BILD  
TABLA

12

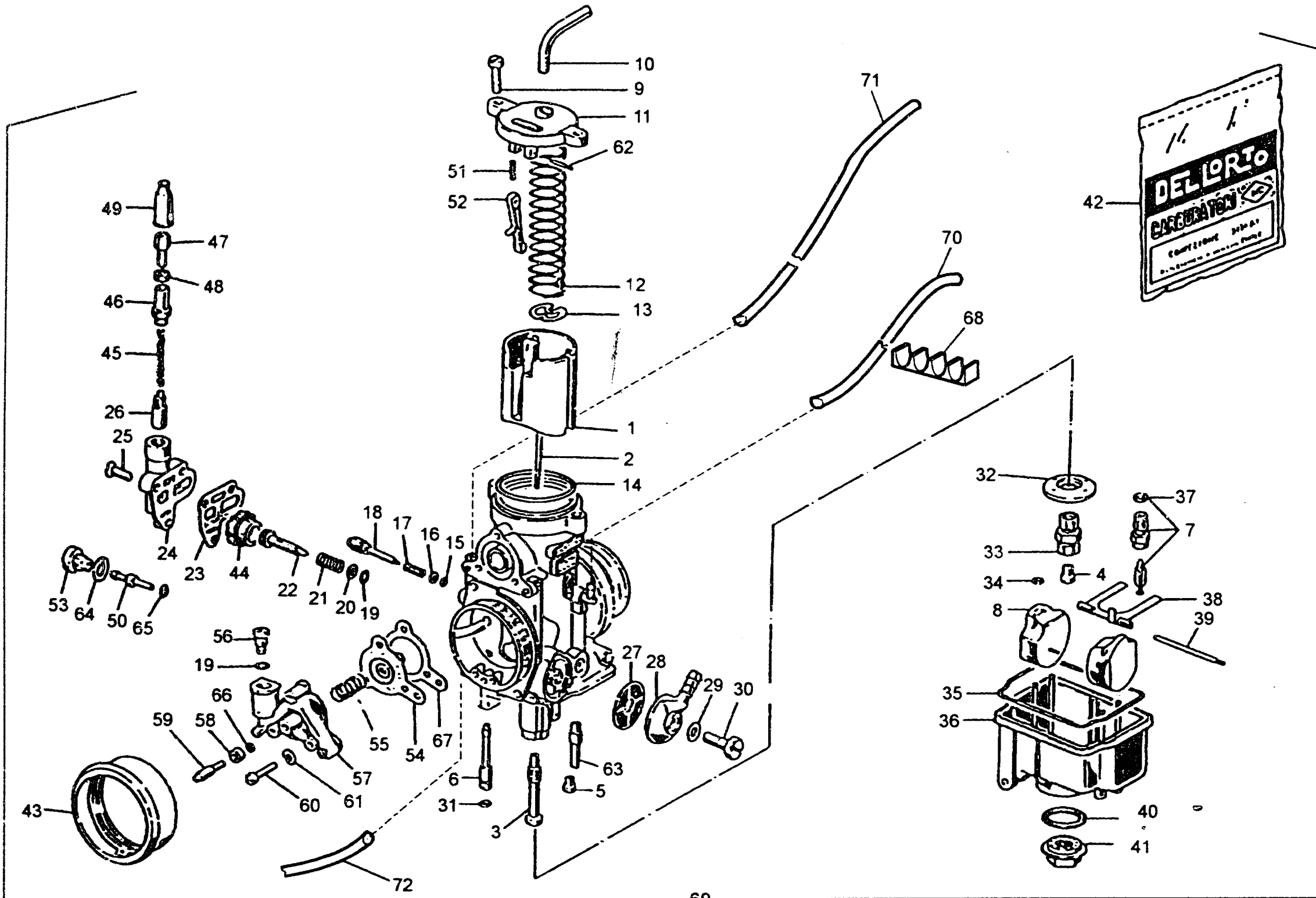
PARTE ELETTRICA - IGNITION SYSTEM  
PARTIES ELECTRIQUE - ELEKTRISCHE TEILE  
PARTE ELÉCTRICA

Note Notes Notes Mark Notas	Pos No. Index Pos.	N. Cod. Code No. Nr. Code Code Nr N. Cod.	Q. ta Q. ty Q. te M. ge C. ad	DENOMINAZIONE	NAME	DÉ SIGNATION	BESHREIBUNG	DENOMINACION	Validità Validity Validité Gültig Validez
A	30	8000 62728	2	Vite	Screw	Vis	Schraube	Tornillo	
	31	8000 48591	2	Rosetta elastica In alternativa	Washer In alternative	Rondelle En alternative	Scheibe Wahlweise	Arandela En alternativa	



Note Notes Notas	Pos No. N Index Pos	N. Cod. Code No Nr. Code Code Nr N. Cod.	Q. tà Qty Q. te M. ge C. ad	DENOMINAZIONE	NAME	DESIGNATION	BESCHREIBUNG	DENOMINACION	Valvola Ventil Ventil Ventil Ventil
	1	8A00 60479	1	Valvola gas da 50/3	Throttle valve	Papillon de gaz	Drosselklappe	Válvula	
	2	8Q00 27910	1	Spillo conico K32	Needle	Pointeau conique	Kon. Nadel	Pasador cónico	
	3	8A00 24058	1	Polverizzatore 260 AB	Fuel nozzle	Pulvérisateur	Einspritzdüse	Pulverizador	
	4	8AP0 12041	1	Getto massimo 180	Main jet	Gicleur principal	Hauptdüse	Chiclé máximo	
	5	8NA0 05761	1	Getto minima da 50	Idle jet	Gicleur minimum	Leerlaufdüse	Chiclé mínimo	
	6	80G0 12032	1	Getto avviamento da 40	Starting jet	Gicleur de starter	Starterdüse	Chiclé arranque	
	7	8000 33109	1	Valvola a spillo 300	Needle valve	Soupape à pointeau	Nadelventil	Válvula de aguja	
	8	8000 90231	2	Galleggiante g. 4	Float	Flotteur	Schwimmer	Flotador	
	9	8000 23981	2	Vite	Screw	Vis	Schraube	Tomillo	
	10	8000 67457	1	Tubetto	Tube	Tuyau	Rohr	Tubo	
	11	8000 60480	1	Coperchio	Cover	Couvercle	Deckel	Tapa	
	12	8000 22466	1	Molla	Spring	Ressort	Feder	Resorte	
	13	8000 23979	1	Fermaglio	Retainer	Arret	Klammer	Abrazadera de sujeción	
H	14		1	Guarnizione	Gasket	Garniture	Dichtung	Junta	
H	15		1	Guarnizione	Gasket	Garniture	Dichtung	Junta	
	16	8000 23985	1	Rosetta piana	Washer	Rondelle	Scheibe	Arandela	
	17	8000 12034	1	Molla	Spring	Ressort	Feder	Resorte	
	18	8000 12033	1	Vite regolazione minimo	Idling mixture adj. screw	Vis réglage mélange de ralenti	Regulierschraube	Tomillo regul. mezcla ralent.	
H	19		1	Guarnizione	Gasket	Garniture	Dichtung	Junta	
	20	8000 23983	1	Flosetta piana	Washer	Rondelle	Scheibe	Arandela	
	21	8000 12030	1	Molla	Spring	Ressort	Feder	Resorte	
	22	8000 12029	1	Vite registro valvola gas	Throttle adj. screw	Vis réglage papillons	Drosseleinstellschraube	Tomillo	
H	23		1	Guarnizione	Gasket	Garniture	Dichtung	Junta	
	24	8000 28799	1	Corpo dispositivo avviamento	Starter body	Corps démarrage	Körper Anlass	Cuerpo puesta en marcha	
	25	8000 28798	3	Vite	Screw	Vis	Schraube	Tomillo	
	26	8000 40580	1	Dispositivo avviamento	Starting device	Dispositif de démarrage	Startvorrichtung	Dispositivo puesta en marcha	
	27	8000 12045	1	Filtro benzina	Fuel filter	Filtre essence	Benzinfilter	Filtro gasolina	
	28	8000 12046	1	Pipetta	Pipette	Pipette	Pipette	Pipa	
H	29		1	Guarnizione	Gasket	Garniture	Dichtung	Junta	
	30	8000 12048	1	Vite	Screw	Vis	Schraube	Tomillo	
H	31		1	Guarnizione	Gasket	Garniture	Dichtung	Junta	
	32	8000 32866	1	Fondello	Bottom	Fond	Bodenscheibe	Casquillo	







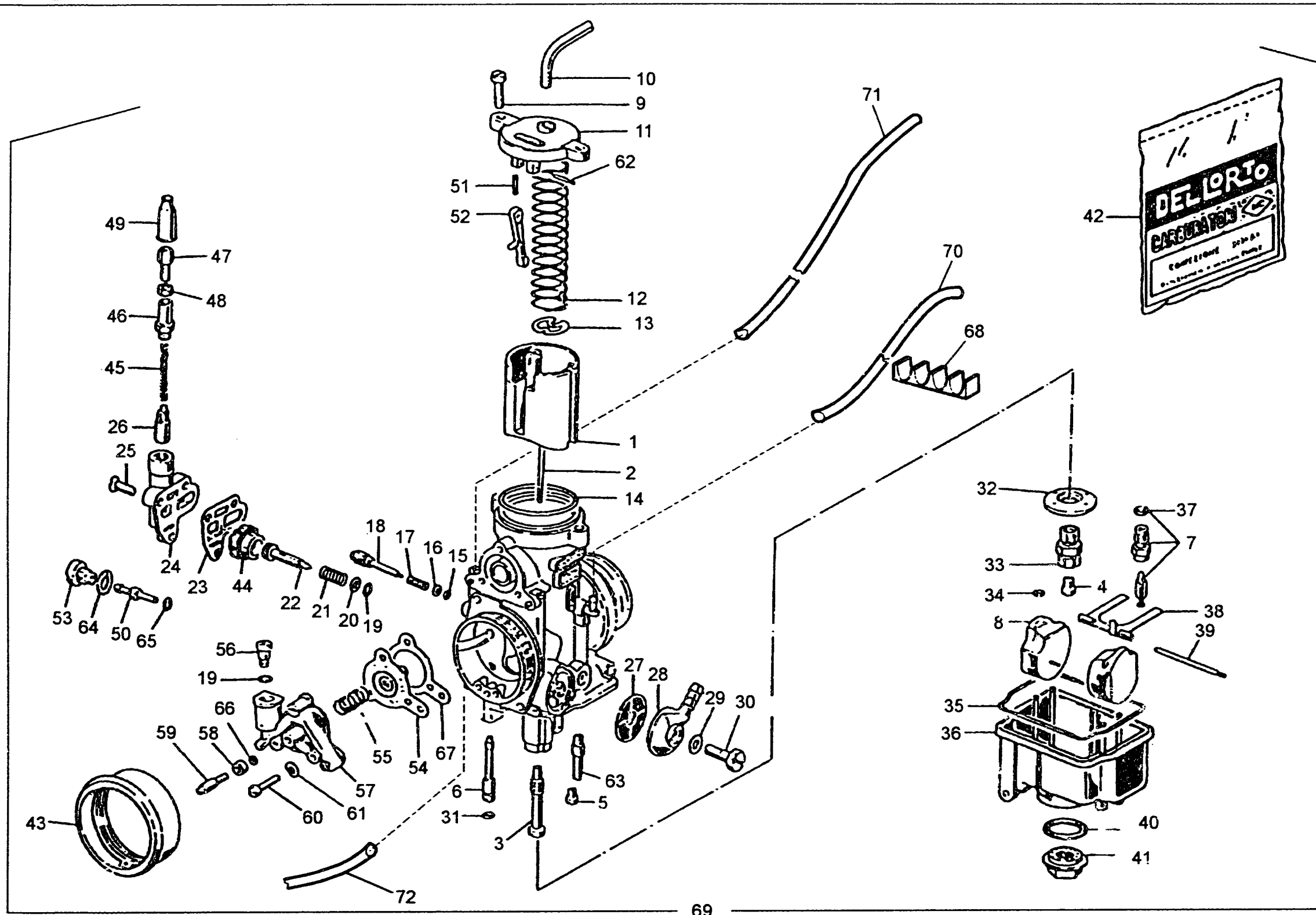
te 610 e / sm 610

TAVOLA  
DRAWING  
TABLE  
BILD  
TABLA

13

CARBURATORE - CARBURETOR  
CARBURATEUR - VERGASER  
CARBURADOR

Note Notes Notes Marke Notas	Pos. No. N. Index Pos.	N. Cod. Code No. Nr. Code Code Nr N. Cod.	Q.tà Q.ty Q.te M.ge C...	DENOMINAZIONE	NAME	DESIGNATION	BESHREIBUNG	DENOMINACION	Validità Validity Validité Gültig Validez
	33	8000 23990	1	Portagetto	Jet-holder	Porte-gicleur	Düsenräger	Porta-chiclé	
	34	8000 32865	2	Fermaglio	Retainer	Arret	Klammer	Abrazadera de sujeción	
H	35		1	Guarnizione	Gasket	Garniture	Dichtung	Junta	
	36	8000 60502	1	Vaschetta	Chamber	Cuvette	Becken	Cubeta	
H	37		1	Guarnizione	Gasket	Garniture	Dichtung	Junta	
	38	8000 60501	1	Bilanciere	Rocking lever	Balancier	Schwinge	Balancines	
	39	8000 32867	1	Perno	Pin	Pivot	Bolzen	Perno	
H	40		1	Guarnizione	Gasket	Garniture	Dichtung	Junta	
	41	8000 33211	1	Tappo	Plug	Bouchon	Verschluss	Tapón	
	42	8000 77879	1	Busta guarnizioni	Gasket set	Jeu joints	Dichtungssatz	Serie juntas	
	43	1615 39001	1	Cometto presa aria	Pipe	Manchon	Muffe	Tubo toma aire	
	44	8000 57413	1	Pomello	Knob	Poignée	Knopf	Pomo	
	45	8000 44043	1	Molla	Spring	Ressort	Feder	Resorte	
	46	8000 67458	1	Tappo	Plug	Bouchon	Verschluss	Tapón	
	47	8000 04103	1	Vite	Screw	Vis	Schraube	Tornillo	
	48	8000 04104	1	Dado	Nut	Ecrou	Mutter	Tuerca	
	49	8000 12451	1	Cappuccio	Cap	Capuchon	Kappe	Capuchón	
	50	80A0 40596	1	Getto pompa 30	Pump jet	Gicleur pompe	Pumpendüse	Chiclé bomba	
	51	8000 40586	1	Molla	Spring	Ressort	Feder	Resorte	
	52	8000 42955	1	Leva coman. pompa	Lever	Levier	Hebel	Palanca	
	53	8000 40597	1	Portagetto	Jet-holder	Porte-gicleur	Düsenräger	Porta-chiclé	
	54	8000 40593	1	Membrana pompa	Pump diaphragm	Diaphragme pompe	Pumpenmembrane	Membrana bomba	
	55	8000 40594	1	Molla	Spring	Ressort	Feder	Resorte	
	56	8000 40595	1	Valvola mandata pompa	Pump del. valve	Soupape réfoul. pompe	Pumpendruckventil	Válvula envío bomba	
	57	8000 40588	1	Coperchio	Cover	Couvercle	Deckel	Tapa	
	58	8000 40592	1	Dado	Nut	Ecrou	Mutter	Tuerca	
	59	8000 40591	1	Vite	Screw	Vis	Schraube	Tornillo	
	60	8000 40589	3	Vite	Screw	Vis	Schraube	Tornillo	
	61	8000 40590	3	Rosetta	Washer	Rondelle	Scheibe	Arandela	
	62	8000 40587	1	Perno leva coman. pompa	Pin	Pivot	Bolzen	Perno	
	63	8000 40584	1	Valvola aspirazione	Inlet valve	Soupape admission	Einlass-Ventil	Válvula aspiración	
H	64		1	Guarnizione	Gasket	Garniture	Dichtung	Junta	





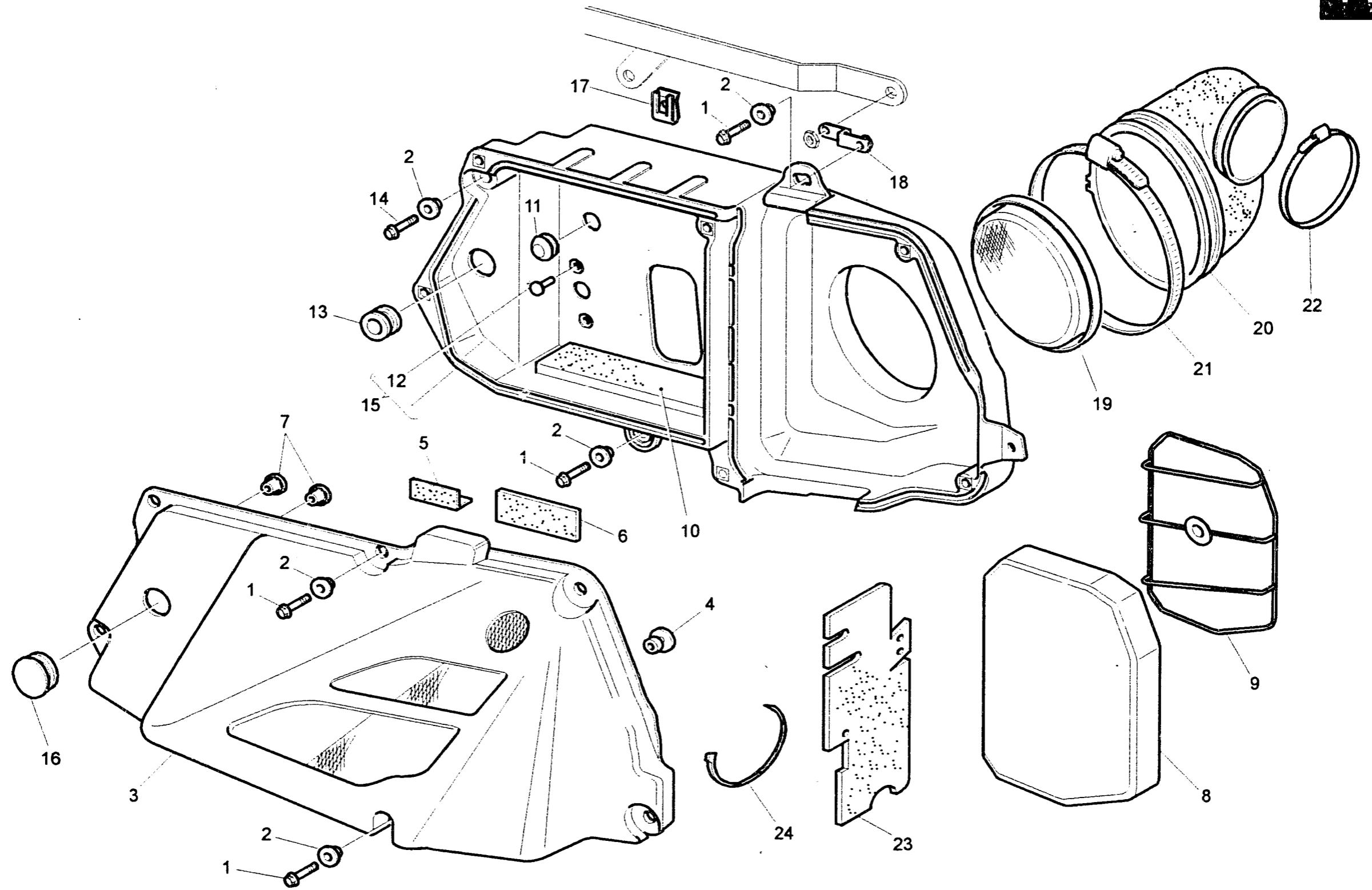
te 610 e / sm 610

TAVOLA  
DRAWING  
TABLE  
BILD  
TABLA

13

CARBURATORE - CARBURETOR  
CARBURATEUR - VERGASER  
CARBURADOR

Note Notes Notes Marke Notas	Pos. No. N. Index Pos.	N. Cod. Code No. Nr. Code Code Nr N. Cod.	Q.tà Q.ty Q.te M.ge C.ad	DENOMINAZIONE	NAME	DESIGNATION	BESHREIBUNG	DENOMINACION	Validità Validity Validité Gültig Validez
H	65		1	Guarnizione	Gasket	Garniture	Dichtung	Junta	
H	66		1	Guarnizione	Gasket	Garniture	Dichtung	Junta	
H	67		1	Guarnizione	Gasket	Garniture	Dichtung	Junta	
	68	8000 67558	1	Graffetta tubi sfiato	Clip	Agrafe	Klemmstueck	Clip	
	69	8000 88427	1	Carburatore completo	Carburetor assy	Carburateur compl.	Vergaser kpl.	Carburador compl.	
	70	8A00 60522	1	Tubetto sfiato L = 670 mm	Breather pipe	Tuyau	Rohr	Tubo de purga	
	71	8B00 60522	1	Tubetto sfiato L = 750 mm	Breather pipe	Tuyau	Rohr	Tubo de purga	
	72	8A00 60523	1	Tubetto sfiato L = 480 mm	Breather pipe	Tuyau	Rohr	Tubo de purga	
H				Contenuto nella busta guarnizioni Pos. 42	Gasket bag No 42	Dans l'enveloppe à joints N 42	Imbeutel d. Dichtungen enthalt. Index 42	En el saquito de guarniciones Pos. 42	





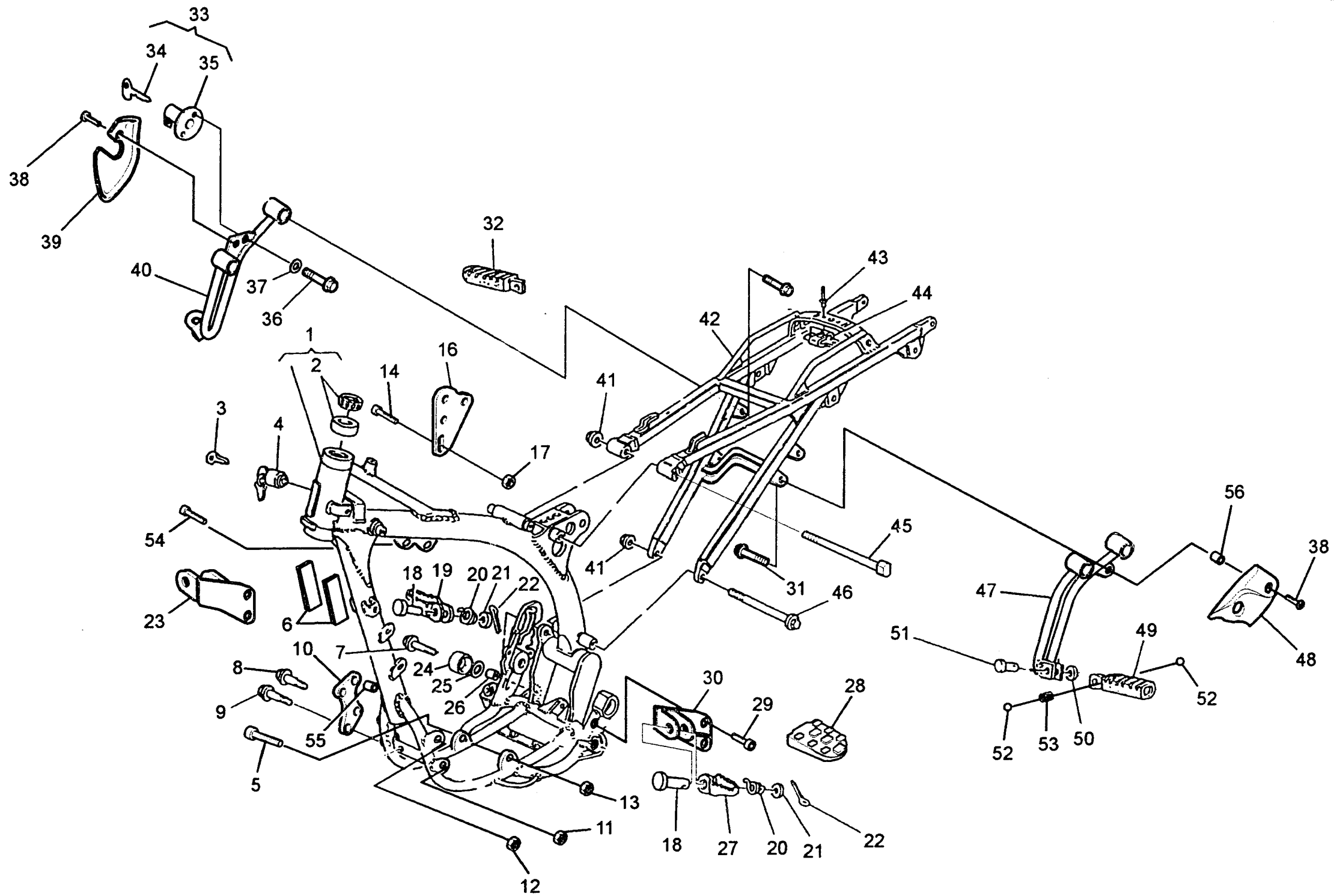
te 610 e / sm 610

TAVOLA  
DRAWING  
TABLE  
BILD  
TABLA

14

FILTRO ARIA - AIR FILTER  
FILTRE AIRE - AIRFILTER  
FILTRO DE AIRE

Note Notes Notas	Pos. No. N. Index Pos.	N. Cod. Code No. Nr. Code Code Nr N. Cod.	Q.tà Q.ty Q.té M.ge C.ad	DENOMINAZIONE	NAME	DESIGNATION	BESHREIBUNG	DENOMINACION	Validità Validity Validité Gültig Validez
	1	8000 62727	7	Vite	Screw	Vis	Schraube	Tornillo	
	2	8000 45495	10	Bussola	Bushing	Douille	Buchse	Manguito	
	3	80A0 84306	1	Coperchio scatola filtro	Filter box cover	Couvercle boite filtre	Filtergahäusedeckel	Tapa caja filtro	
	4	8000 67970	1	Tampone	Pad	Tampon	Stopfen	Tampón	
	5	8000 84414	1	Tampone inferiore	Pad	Tampon	Stopfen	Tampón	
	6	8000 37140	1	Antivibrante laterale	Silent-block	Antivibration	Schwingungsdämpfer	Anti-vibrador	
	7	8000 78181	2	Tampone superiore	Pad	Tampon	Stopfen	Tampón	
	8	8000 84308	1	Filtro aria	Air Filter	Fltre ° air	Luftfilter	Filtro aire	
	9	8000 84309	1	Telaietto di sostegno	Support	Support	Rahmen	Bastidor	
	10	8A00 30342	1	Antivibrante inferiore	Silent-block	Antivibration	Schwingungsdämpfer	Anti-vibrador	
	11	8000 55101	4	Tappo	Plug	Bouchon	Verschluss	Tapón	
	12	8000 33371	2	Rivetto a strappo	Rivet	Rivet	Niet	Remache	
	13	8000 59803	1	Gommino passacavo	Rubber pad	Piece caoutchouc	Gummistück	Junta de goma	
	14	8000 62728	1	Vite	Screw	Vis	Schraube	Tornillo	
	15	8000 87117	1	Ass. base scatola filtro	Air box filter assy	Boite filtre comp.	Filterkasten kpl.	Caja filtro aire compl.	
	16	80A0 87427	1	Tappo	Plug	Bouchon	Verschluss	Tapón	
	17	8000 46893	1	Dado a graffetta	Nut	Ecrou	Mutter	Tuerca	
	18	8000 84261	1	Piastrina	Plate	Plaque	Platte	Placa	
	19	8000 75673	1	Protezione antifiamma	Guard	Protection	Schutz	Protección	
	20	8000 75672	1	Raccordo scatola filtro carburatore	Union	Raccord	Anschluss	Empalme	
	21	8F00 56515	1	Fascetta	Clamp	Collier	Schelle	Banda	
	22	8000 37906	1	Fascetta	Clamp	Collier	Schelle	Banda	
	23	8000 90698	1	Protezione inferiore	Lower guard	Protection inferieur	Unter Schutz	Protección inferior	
	24	8000 56783	1	Fascetta	Clamp	Collier	Schelle	Banda	





te 610 e / sm 610

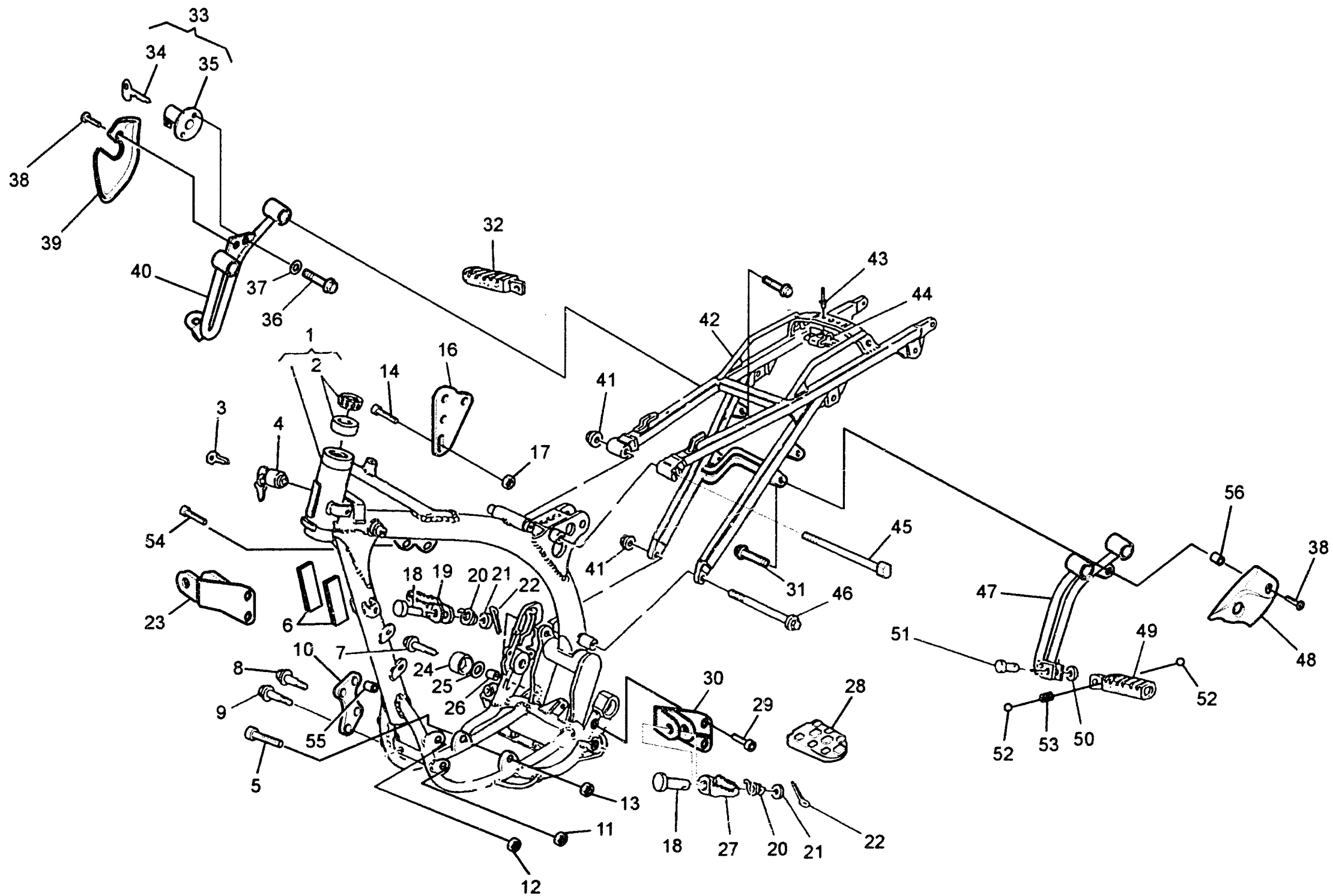
TAVOLA  
DRAWING  
TABLE  
BILD  
TABLA

15

TELAIO, PEDANE - FRAME, FOOT RESTS  
CADRE, REPOSE PIEDS - RAHMEN, FUSSBRETT  
BASTIDOR, REPOSAPIES

Note Notes Notas	Pos. No. N. Index Pos.	N. Cod. Code No. Nr. Code Code Nr N. Cod.	Q.tà Q.ty Q.te M.ge C.ad	DENOMINAZIONE	NAME	DESIGNATION	BESHREIBUNG	DENOMINACION	Validità Validity Validité Gültig Validez
S	1	8A00 86369	1	Telaio	Frame	Chassis	Rahmen	Bastidor	
T	1	8A00 86367	1	Telaio	Frame	Chassis	Rahmen	Bastidor	
	2	1513 07001	2	Cuscinetto	Bearing	Roulement	Lager	Cojinete	
	3	8000 35531	1	Chiave grezza	Raw key	Clef primitive	Schlüssel	Llave	
	4	8000 43391	1	Serratura antifurto	Anti-left lock assy	Serrure anti-vol compl.	Sichereitsschloss kpl.	Cerradura compl.	
	5	8B00 73458	1	Vite motore	Screw	Vis	Schraube	Tornillo	
	6	8000 86004	2	Antivibrante adesivo	Silent-Hock	Antivibration	Schwingungsdämpfen	Anti-vibrador	
	7	8000 62796	2	Vite	Screw	Vis	Schraube	Tornillo	
	8	8M00 73458	2	Vite	Screw	Vis	Schraube	Tornillo	
	9	8000 69056	4	Vite	Screw	Vis	Schraube	Tornillo	
	10	8000 83876	2	Piastra motore	Motor plate	Plaquette moteur	Motorplättchen	Placa motor	
	11	8000 43928	2	Dado	Nut	Ecrou	Mutter	Tuerca	
	12	8000 40720	4	Dado flangiato	Nut	Ecrou	Mutter	Tuerca	
	13	8000 43928	1	Dado fiss. motore	Nut	Ecrou	Mutter	Tuerca	
	14	8000 62795	1	Vite	Screw	Vis	Schraube	Tornillo	
	15	8000 44240	2	Dado	Nut	Ecrou	Mutter	Tuerca	
	16	8000 83875	1	Piastra	Plate	Plaque	Platte	Placa	
	17	80B0 43928	1	Dado	Nut	Ecrou	Mutter	Tuerca	
	18	8000 73140	2	Perno	Pin	Pivot	Bolzen	Perno	
	19	8000 87200	1	Poggiapiedi Dx.	R.H. foot rest support	Support repose pied D.	R., Fussraster	Prisioneros derech. compl.	
	20	8000 73341	2	Molla	Spring	Ressort	Feder	Resorte	
	21	8A00 01815	2	Rosetta	Washer	Rondelle	Scheibe	Arandela	
	22	64N1 20068	2	Copiglia	Split pin	Goupille	Splint	Clavija	
	23	8000 87580	1	Supporto pedana dx finita	Support	Support	Halterung	Soporte	
	24	8000 56800	2	Rullo	Roller	Aiguille	Rolle	Rodillo	
	25	8000 28810	2	Rosetta	Washer	Rondelle	Scheibe	Arandela	
	26	8000 43947	2	Distanziale	Spacer	Entretoise	Distanzstück	Separador	
	27	8000 87201	1	Poggiapiedi Sx.	L.H. foot rest support	Support repose pied G.	L., Fussraster	Prisioneros compl.	
	28	8000 87202	2	Copripedana in gomma	Rubber cover	Couverture caoutchouc	Gummistück	Cubre-pedal de goma	
	29	8000 62732	4	Vite	Screw	Vis	Schraube	Tornillo	
	30	8000 83987	1	Supporto pedana Sx. finita	Support	Support	Halterung	Soporte	
	31	80B0 69056	4	Vite	Screw	Vis	Schraube	Tornillo	







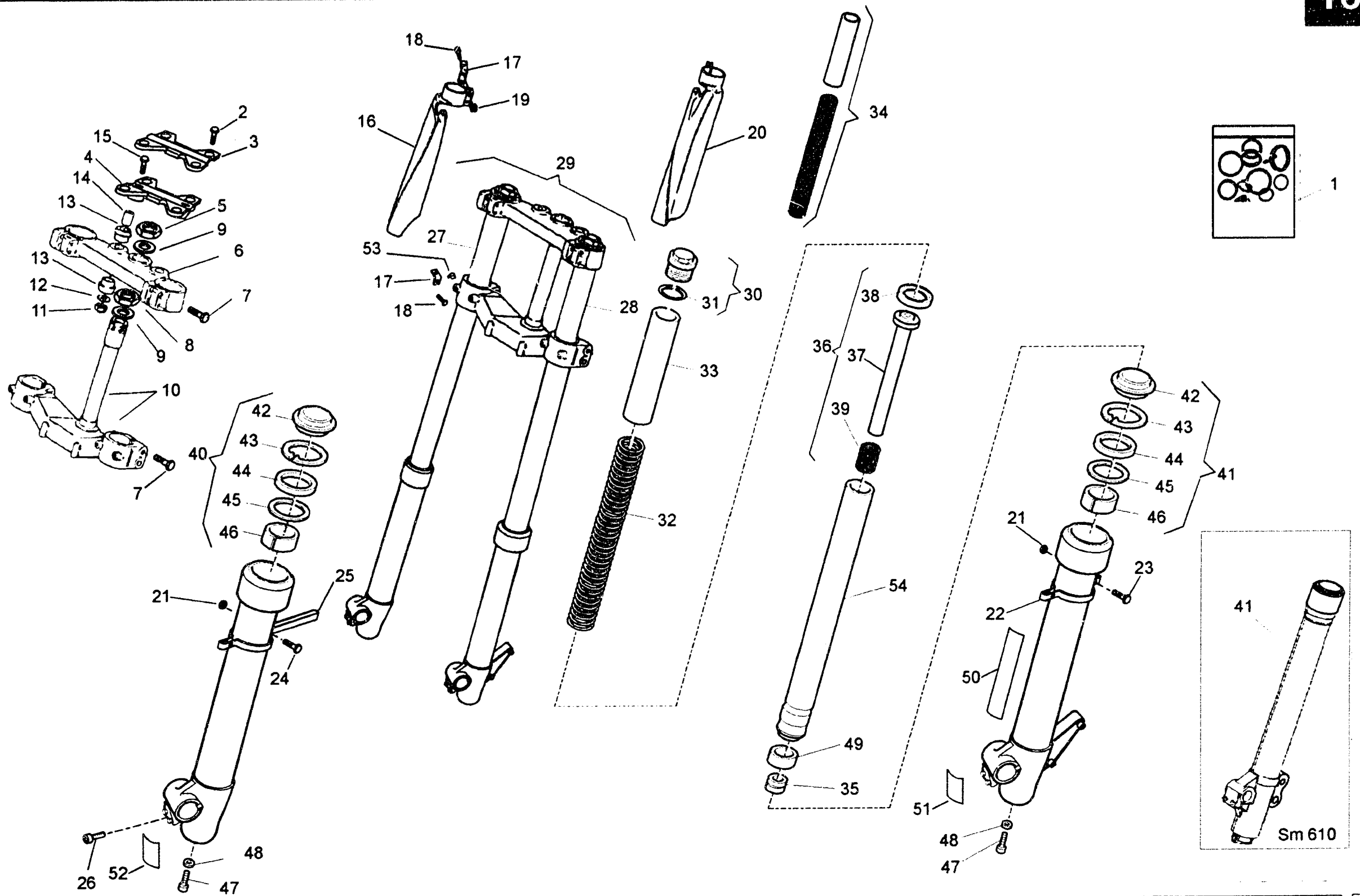
te 610 e / sm 610

TAVOLA  
DRAWING  
TABLE  
BILD  
TABLA

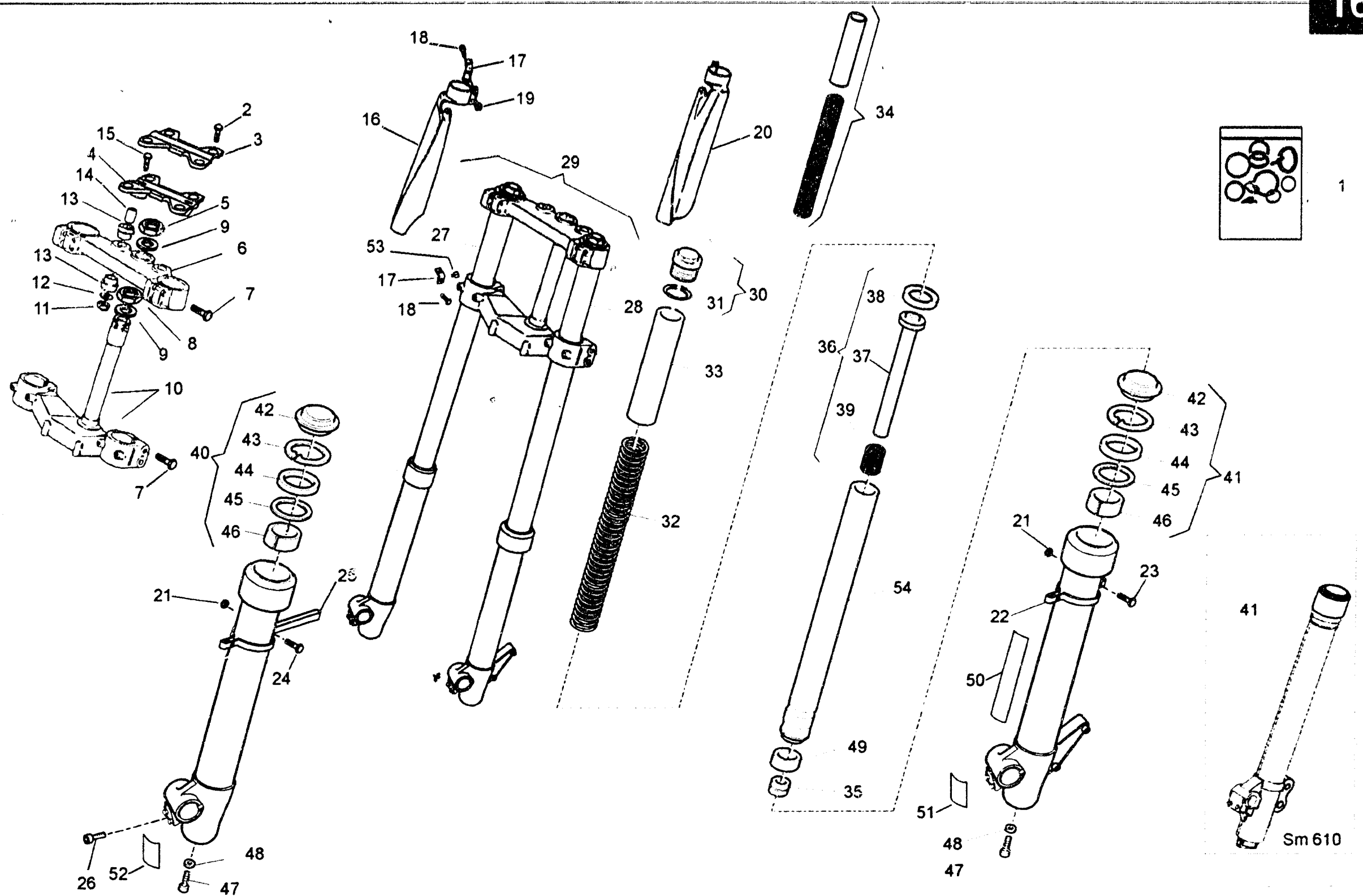
15

TELAIO, PEDANE - FRAME, FOOT RESTS  
CADRE, REPOSE PIEDS - RAHMEN, FUSSBRETT  
BASTIDOR, REPOSAPIES

Note Notes Notas	Pos. No. Index Pos.	N. Cod. Code No. Nr. Code Code Nr N. Cod.	Q.tà Q.ty Q.te M.ge C.ad	DENOMINAZIONE	NAME	DESIGNATION	BESHREIBUNG	DENOMINACION	Validità Validity Validité Gültig Validez
	32	8000 85928	1	Poggiapiedi passeggero Dx.	R.H. foot rest support	Support repose pied D.	R., Fussraster	Prisioneros derech. compl.	
	33	8000 38211	1	Ass. serratura con chiavi	Lock assy with keys	Serrure compl. avecclés	Schloss kpl. mit Schlüssel	Cerradura compl. con llaves	
	34	8000 38210	1	Chiave	Key	Clé	Schlüssel	Llave	
	35	8000 38209	1	Serratura casco	Helmet lock	Serrature casque	Helmschloss	Cerradura Casco	
	36	60N1 01076	2	Vite	Screw	Vis	Schraube	Tornillo	
	37	62N1 15536	2	Rosetta	Washer	Rondella	Scheibe	Arandela	
	38	8000 67997	2	Vite	Screw	Vis	Schraube	Tornillo	
	39	8000 87844	1	Copripedana Dx	Cover	Couvercle	Deckel	Tapa	
	40	8000 85926	1	Supp. poggiapiedi Passeg. Dx.	Support	Support	Halterung	Soporte elástico	
	41	8000 43928	2	Dado	Nut	Ecrou	Mutter	Tuerca	
	42	8000 83999	1	Telaio posteriore	Rear frame side	Chassis arrière	Sattelbrücke	Cuadro posterior	
	43	8000 33373	2	Rivetto	Rivet	Rivet	Niet	Remache	
	44	8000 69150	1	Piastrina	Plate	Plaquette	Plättchen	Placa	
	45	8L00 73458	1	Vite	Screw	Vis	Schraube	Tornillo	
	46	8000 69056	1	Vite	Screw	Vis	Schraube	Tornillo	
	47	8000 85927	1	Supp. poggiapiedi passegg. Sx.	Support	Support	Halterung	Soporte elástico	
	48	8000 87845	1	Copripedana Sx.	Cover	Couvercle	Deckel	Tapa	
	49	8000 85929	1	Poggiapiedi passeggero Sx.	L.H. foot rest support	Support repose pied G.	L., Fussraster	Prisioneros compl.	
	50	66N1 21308	2	Anello elastico	Split ring	Anneau ressort	Sprengring	Anillo elástico	
	51	8B00 53546	2	Perno	Pin	Pivot	Bolzen	Perno	
	52	8BN0 21507	4	Sfera	Ball	Bille	Kugel	Estera	
	53	8000 62655	2	Molla di arresto	Spring	Ressort	Feder	Resorte	
	54	8000 62728	2	Vite	Screw	Vis	Schraube	Tornillo	
	55	8000 86323	4	Distanziale piastra-motore	Spacer	Entretoise	Distanzstück	Separador	
	56	8000 69282	2	Bussola	Bushing	Douille	Buchse	Casquillo	
S				Modello sm 610	sm 610 model	Modèle sm 610	Modell sm 610	Modelo sm 610	
T				Modello te 610 e	te 610 e modell	Modèle te 610 e	Modell te 610 e	Modelo te 610 e	



Note Notes Notas	Pos. Nc. N. Index Pos.	N. Cod. Code No. Nr. Code Code Nr N. Cod.	Q.tà Q.ty Q.te M.ge C.ad	DENOMINAZIONE	NAME	DESIGNATION	BESHREIBUNG	DENOMINACION	Validità Validity Validité Gültig Validez
	1	8000 89830	1	Kit guarnizioni	Gasket assy	Garniture compl.	Dichtung kpl.	Junta compl.	
	2	8COO 69056	4	Vite	Screw	Vis	Schraube	Tornillo	
	3	8A00 86498	2	Morsetto superiore	Hub	Moveau	Radnabe	Cubo	
	4	8A00 86499	1	Morsetto inferiore	Hub	Moveau	Radnabe	Cubo	
	5	8000 69315	1	Dado	Nut	Ecrou	Mutter	Tuerca	
	6	8000 69040	1	Testa di sterzo	Steering head	Tête direction	Lenkkopf	Cabezal de dirección	
	7	8000 62796	8	Vite	Screw	Vis	Schraube	Tornillo	
	8	8000 83395	1	Ghiera registro cuscinetti	Ring nut	Embout	Nutmutter	Viról	
	9	8A00 65503	2	Rosetta	Washer	Rondelle	Scheibe	Arandela	
	10	8000 69041	1	Base di sterzo con perno	Steering crown with pin	Socle de direction avec pivot	Gabelbrücke mit Bolzen	Base de dirección con perno	
	11	8000 61314	2	Dado	Nut	Ecrou	Mutter	Tuerca	
	12	8000 60234	2	Rosetta piana	Washer	Rondelle	Scheibe	Arandela	
	13	8000 60233	4	Gommino	Rubber pad	Pièce caoutchouc	Gummistück	Junta de goma	
	14	8A00 53155	2	Distanziale	Spacer	Entretoise	Distanzstück	Separador	
	15	60N1 01220	2	Vite	Screw	Vis	Schraube	Tornillo	
	16	80D0 83767	1	Parastelo dx. (codice colore A)	Guard R.H. (color code A)	Protection G. (code couleur A)	Schutz R. (code farbe A)	Protección der. (codigo color A)	
	16	80E0 83767	1	Parastelo dx. (codice colore B)	Guard R.H. (color code B)	Protection G. (code couleur B)	Schutz R. (code farbe B)	Protección der. (codigo color B)	
	16	80F0 83767	1	Parastelo dx. (codice colore C)	Guard R.H. (color code C)	Protection G. (code couleur C)	Schutz R. (code farbe C)	Protección der. (codigo color C)	
	17	8000 87968	1	Piastrina	Plate	Plaquette	Plättchen	Placa	
	18	8COO 67997	4	Vite	Screw	Vis	Schraube	Tornillo	
	19	61N4 15192	5	Dado	Nut	Ecrou	Mutter	Tuerca	
	20	80D0 83768	1	Parastelo sx. (codice colore A)	Guard L.H. (color code A)	Protection D. (code couleur A)	Schutz L. (code farbe A)	Protección izq. (codigo color A)	
	20	80E0 83768	1	Parastelo sx. (codice colore B)	Guard L.H. (color code B)	Protection D. (code couleur B)	Schutz L. (code farbe B)	Protección izq. (codigo color B)	
	20	80F0 83768	1	Parastelo sx. (codice colore C)	Guard L.H. (color code C)	Protection D. (code couleur C)	Schutz L. (code farbe C)	Protección izq. (codigo color C)	
	21	61N4 15192	3	Dado	Nut	Ecrou	Mutter	Tuerca	
	22	8000 79623	1	Anello	Ring	Bague	Ring	Anillo	





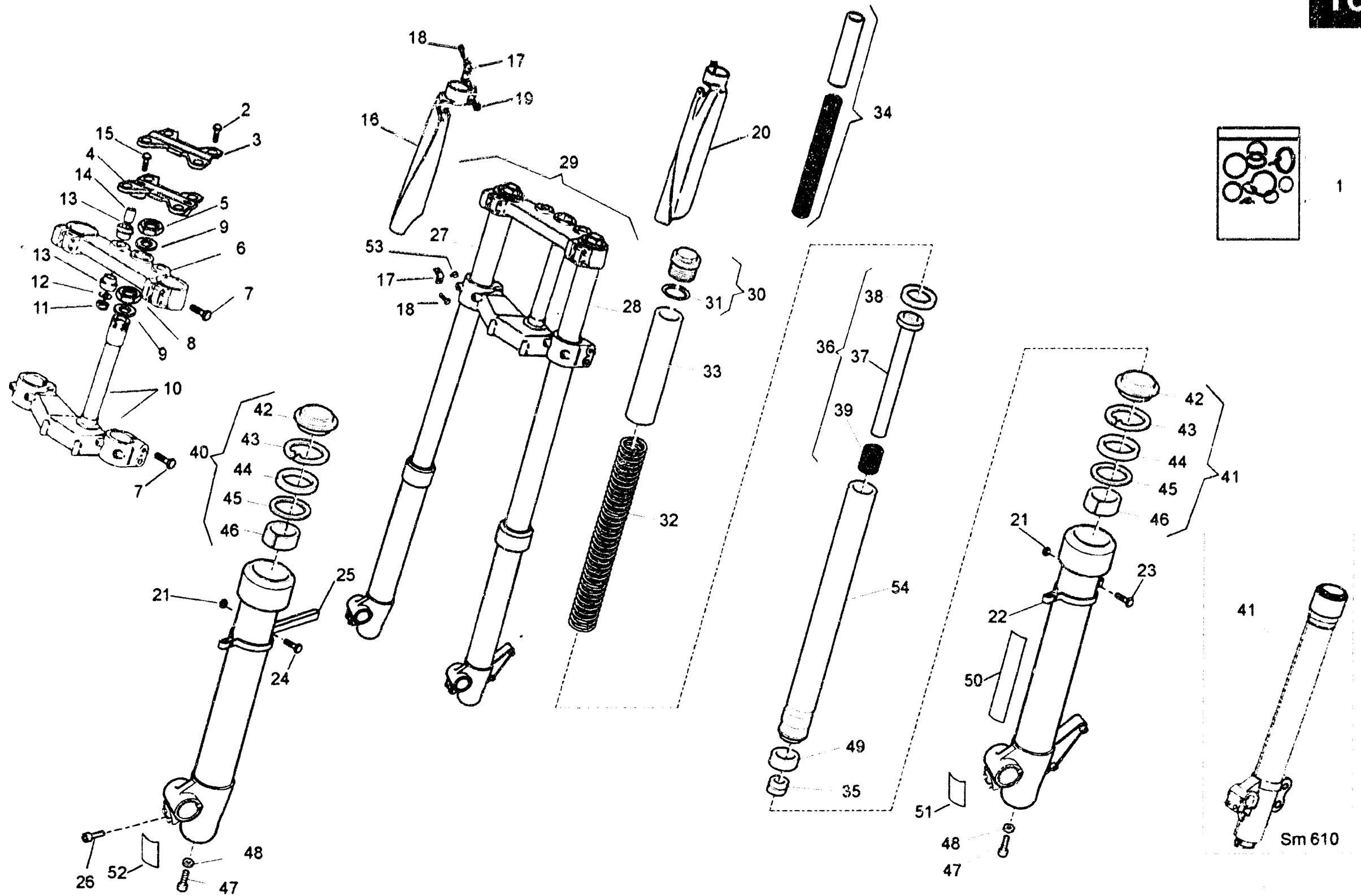
te 610 e / sm 610

TAVOLA  
DRAWING  
TABLE  
BILD  
TABLA

16

SOSPENSIONE ANTERIORE - FRONT FORK ASSEMBLY  
SUSPENSION AVANT - VORDERTELESKOPGABEL  
SUSPENSION DELANTERA

Note Notes Notas	Pos. No. N. Index Pos.	N. Cod. Code No. Nr. Code Code Nr N. Cod.	Q ta Q ty Q te M ge C ad	DENOMINAZIONE	NAME	DESIGNATION	BESCHREIBUNG	DENOMINACION	Validità Validity Gültig Validez
	23	60N4 02489	1	Vite	Screw	Vis	Schraube	Tornillo	
	24	8B00 67997	2	Vite	Screw	Vis	Schraube	Tornillo	
	25	8000 83794	1	Anello	Ring	Bague	Ring	Anillo	
	26	8000 62729	4	Vite	Screw	Vis	Schraube	Tornillo	
T	27	8000 87057	1	Gamba dx.compl.	R.H. fork leg assy	Fourche complete D.	Telegabel kpl. R.	Horquilla derech. compl.	
S	27	8A00 87057	1	Gamba dx. compl.	R.H. fork leg assy	Fourche complete D.	Telegabel kpl. R.	Horquilla derech. compl.	
T	28	8000 87056	1	Gamba sx.compl.	L.H. fork leg assy	Fourche complete G.	Telegabel kpl. L.	Horquilla izrda compl.	
S	28	8A00 87056	1	Gamba sx.compl.	L.H. fork leg assy	Fourche complete G.	Telegabel kpl. L.	Horquilla izrda compl.	
T	29	8000 83830	1	Ass. sospensione ant.	Front fork assembly	Suspension avant	Vorderteleskopegabel	Suspensión delantera compl.	
S	29	8A00 83830	1	Ass. sospensione ant.	Front fork assembly	Suspension avant	Vorderteleskopegabel	Suspensión delantera compl.	
	30	8000 84490	2	Tappo	Plug	Bouchon	Verschluss	Tapón	
	31	8000 70324	2	Anello OR	O-Ring	Bague OR	O-Ring	Anillo OR	
T	32	8000 89518	2	Molla forcella k=5 N/mm	Spring	Ressort	Feder	Resorte	
S	32	8000 90670	2	Molla forcella k=5,5 N/mm	Spring	Ressort	Feder	Resorte	
T	33	8000 89517	2	Tubetto	Pipe	Tuyau	Rohr	Tubo	
S	33	8000 90669	2	Tubetto precarica	Pipe	Tuyau	Rohr	Tubo	
RT	34	8000 89285	1	Kit molla e tubetto k=5 N/mm	Spring and pipe assy	Tessort et tuyau compl.	Feder und Rohr Kpl.	Resorte y tubo compl.	
RS	34	8000 90718	1	Kit molla e tubetto k=5,5 N/mm	Spring and pipe assy	Tessort et tuyau compl.	Feder und Rohr Kpl.	Resorte y tubo compl.	
	35	8000 89523	2	Tampone di fondo	Valve	Soupape	Ventil	Válvula	
	36	8000 89521	2	Asta completa	Pipe assy	Tuyau compl.	Rohr Kpl.	Tubo compl.	
	37	8000 89519	2	Asta interna	Pipe	Tuyau	Rohr	Tubo	
	38	8000 84492	2	Segmento	Circlip	Segment	Colbenring	Segmento	
	39	8000 89520	2	Contromolla	Plate	Lamelle	Plättchen	Laminilla	
	40	8000 89525	1	Ass. gamba Dx.	R.H. fork leg assy	Fourche complete D.	Telegabel, Kpl. R.	Horquilla derech. compl.	
T	41	8000 89527	1	Ass. gamba Sx.	L.H. fork leg assy	Fourche complete G.	Telegabel, Kpl. L.	Horquill izrda. compl.	
S	41	8000 90668	1	Ass. gamba Sx.	L.H. fork leg assy	Fourche complete G.	Telegabel, Kpl. L.	Horquill izrda. compl.	
	42	8000 81162	2	Raschiapolvere	Dust scraper	Racloir poudre	Pulverabschaber	Rascador de Polvo	
	43	8000 81161	2	Anello di fermo	Stop ring	Bague d'arrêt	Haltering	Anillo de retención	
	44	8000 85930	2	Anello di tenuta	Seal ring	Bague de retenue	Dichtring	Anillo de retención	
	45	8000 86385	2	Scodellino	Cup	Cuvette	Teller	Cubeta	
	46	8000 70328	2	Boccola superiore	Bushing	Douille	Buchse	Manguito	
	47	8000 46510	2	Vite	Screw	Vis	Schraube	Tornillo	





te 610 e / sm 610

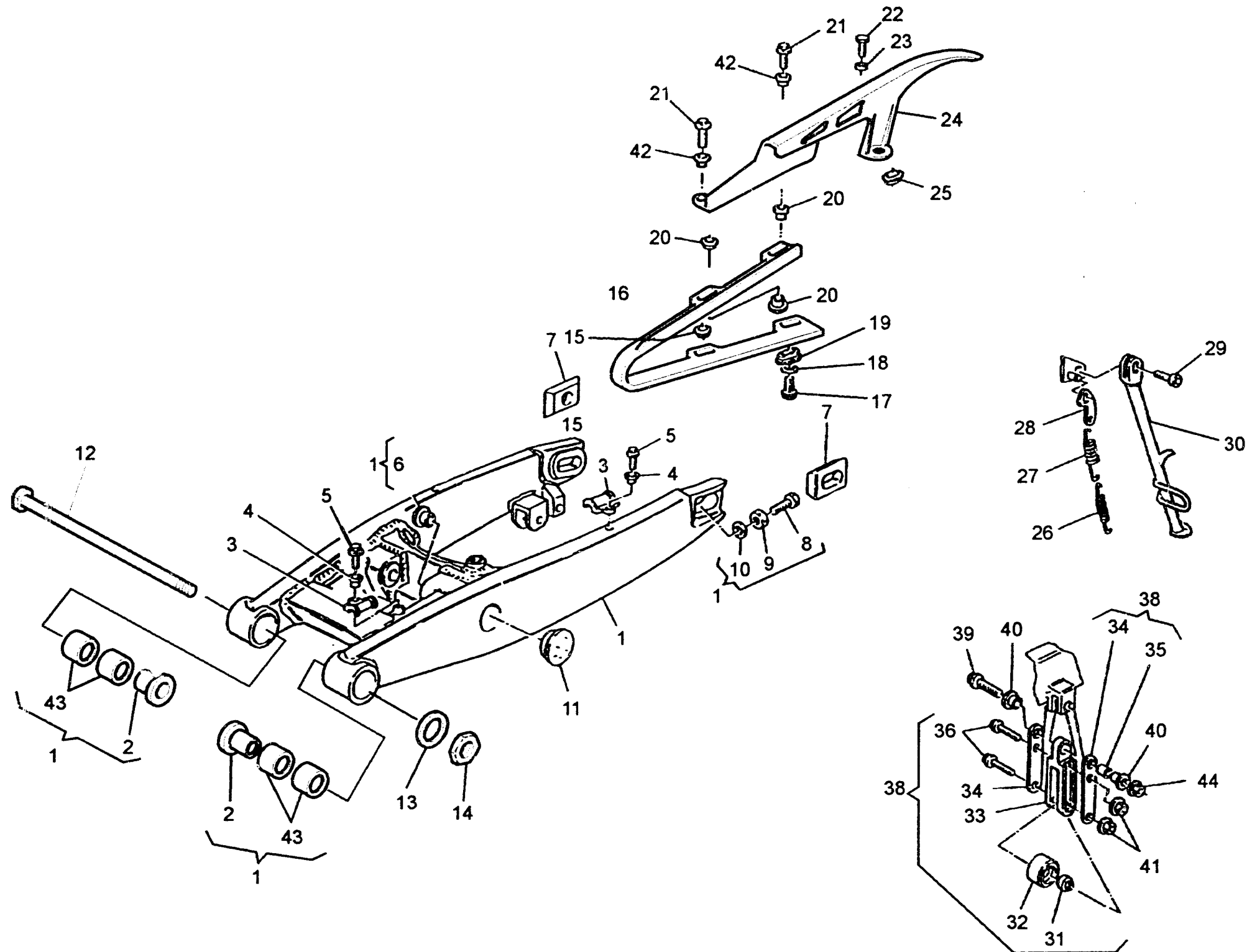
TAVOLA  
DRAWING  
TABLE  
BILD  
TABLA

16

SOSPENSIONE ANTERIORE - FRONT FORK ASSEMBLY  
SUSPENSION AVANT - VORDERTELESKOPGABEL  
SUSPENSION DELANTERA

Note Notes Notas	Pos. N Index Pos.	N. Cod. Code No Nr. Code Code Nr N. Cod	Q. tà Q. ty Q. te M. ge C. ad	DENOMINAZIONE	NAME	DESIGNATION	BESHREIBUNG	DENOMINACION	Valikina Vandry Vandré Guthg Vandez
	48	8000 46511	2	Anello OR	O-Ring	Bague OR	O-Ring	Anillo OR	
	49	8000 70322	2	Boccola inferiore	Bushing	Douille	Buchse	Manguito	
	50	8000 90666	1	Adesivo superiore	Trim	Décal.	Abziehbild	Calcomania	
	51	8000 90664	1	Adesivo inferiore Sx.	Trim	Décal.	Abziehbild	Calcomania	
	52	8000 90665	1	Adesivo inferiore Dx.	Trim	Décal.	Abziehbild	Calcomania	
	53	8000 61068	1	Molletta	Spring	Ressort	Feder	Resorte	
	54	8000 89522	2	Tube portante	Pipe	Tuyau	Rohr	Tube	
T				Modello te 610 e	te 610 e Model	Modèle te 610 e	Modell te 610 e	Modelo te 610 e	
S				Modello sm 610	sm 610 Model	Modèle sm 610	Modell sm 610	Modelo sm 610	
R				A richiesta	Upon request	Sur demande	Auf Anfrage	Bajo pedido	







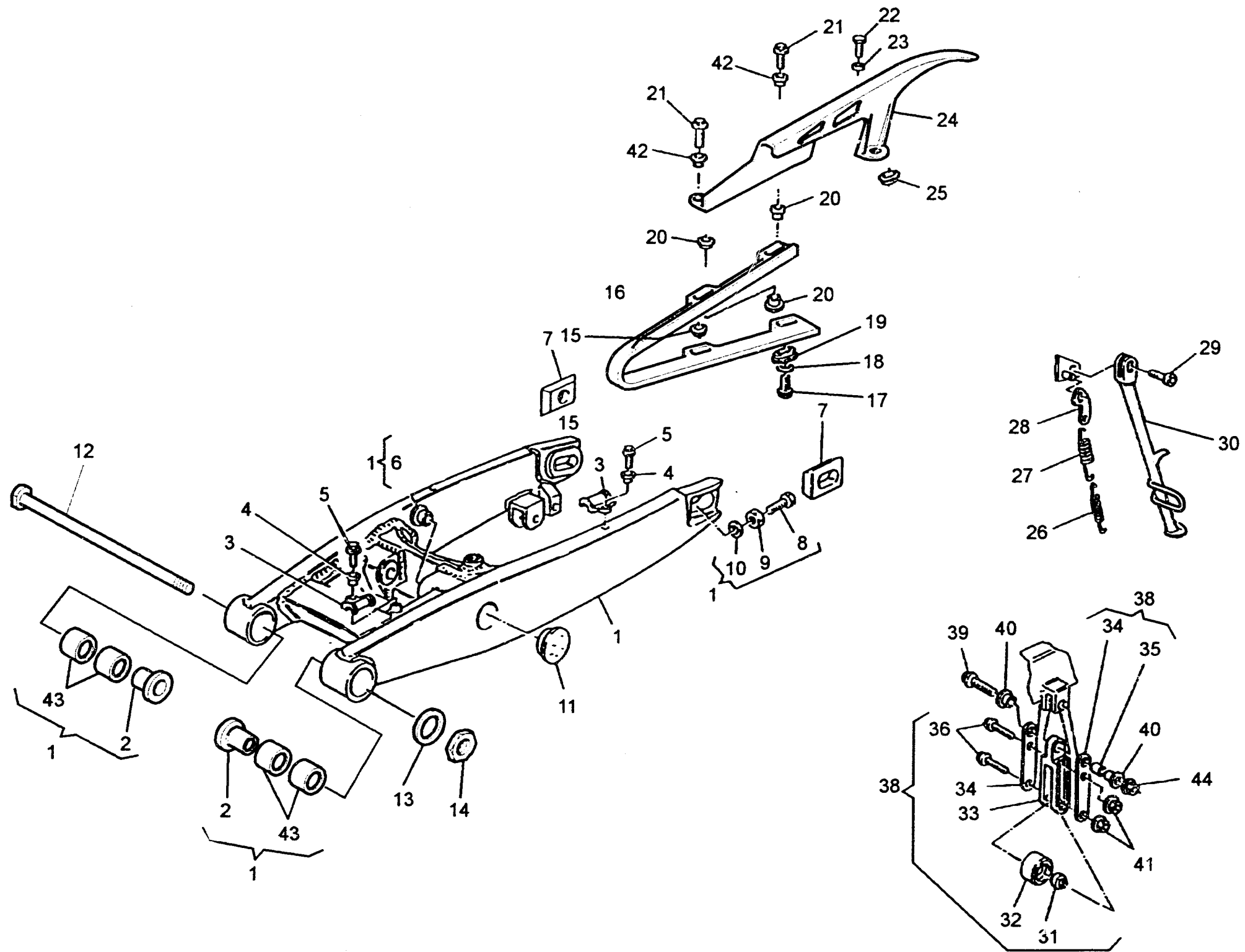
te 610 e / sm 610

TAVOLA  
DRAWING  
TABLE  
BILD  
TABLA

17

FORCELLONE - SWING ARM  
FOURCHE - GABEL  
HORQUILLA

Note Notes Notas	Pos. No. N. Index Pos.	N. Cod. Code No. Nr. Code Code Nr N. Cod.	Q.tà Q.ty Q.te M.ge C.ad	DENOMINAZIONE	NAME	DESIGNATION	BESHREIBUNG	DENOMINACION	Validità Validity Vaidité Gültig Validez
	1	8000 85221	1	Forcellone completo	Compl. fork	Fourche complete	Gabel, Kpl.	Horquilla compl.	
	2	8000 83904	4	Bussola	Bushing	Douille	Buchse	Manguito	
	3	80A0 73456	2	Guidacavo	Cable guide	Guide câble	Kabelführung	Guía-cable	
	4	8000 69282	2	Bussola	Bushing	Douille	Buchse	Manguito	
	5	8000 20536	2	Vite	Screw	Vis	Schraube	Tornillo	
	6	8B00 42029	4	Bussola	Bushing	Douille	Buchse	Manguito	
	7	8000 71624	1	Tendicatena lato dado	Chain adjuster - nut side	Tendeur de chaîne côtés écrou	Kettenspanner Mutterseite	Tensor de cadena lato tuerca	
	7	8000 71625	1	Tendicatena lato perno	Chain adjuster - pin side	Tendeur de chaîne côtés pivot	Kettenspanner bolzenseite	Tensor de cadena lato perno	
	8	8C00 61121	2	Vite	Screw	Vis	Schraube	Tornillo	
	9	8000 17810	2	Dado	Nut	Ecrou	Mutter	Tuerca	
	10	8000 08536	2	Rosetta	Washer	Rondelle	Scheibe	Arandela	
	11	80A0 74388	3	Tappo	Plug	Bouchon	Verschluss	Tapón	
	12	8000 71620	1	Perno forcellone	Fork pin	Pivot fourche	Gabelbolzen	Perno horquilla	
	13	8000 32388	1	Rosetta piana	Washer	Rondelle	Scheibe	Arandela	
	14	8000 71623	1	Dado	Nut	Ecrou	Mutter	Tuerca	
	15	8000 75166	2	Scodellino	Cup	Cuvette	Teller	Cubeta	
	16	8000 72884	1	Pattino catena	Chain slider	Glissière	Gleitbahn	Plato cadena	
	17	8000 67997	2	Vite	Screw	Vis	Schraube	Tornillo	
	18	8000 36137	2	Rosetta	Washer	Rondelle	Scheibe	Arandela	
	19	8000 59289	3	Scodellino	Cup	Cuvette	Teller	Cubeta	
	20	8000 75166	3	Scodellino	Cup	Cuvette	Teller	Cubeta	
	21	8C00 67997	2	Vite	Screw	Vis	Schraube	Tornillo	
	22	8000 20536	1	Vite	Screw	Vis	Schraube	Tornillo	
	23	8000 36137	1	Rosetta	Washer	Rondelle	Scheibe	Arandela	
	24	8AA0 76028	1	Copricatena (codice colore A)	Chain guard (color code A)	Carter de chaîne (code couleur A)	Kettenkasten (code farbe A)	Cubre-cadena (codigo color A)	
	24	8AB0 76028	1	Copricatena (codice colore B - C)	Chain guard (color code B - C)	Carter de chaîne (code couleur B - C)	Kettenkasten (code farbe B - C)	Cubre-cadena (codigo color B - C)	
	25	8000 59289	1	Scodellino	Cup	Cuvette	Teller	Cubeta	
	26	8000 62676	1	Molla interna	Spring	Ressort	Feder	Resorte	
	27	8000 62675	1	Molla esterna	Spring	Ressort	Feder	Resorte	
	28	8000 62644	1	Piastrina	Plate	Plaque	Plättchen	Placa	
	29	8000 84177	1	Vite	Screw	Vis	Schraube	Tornillo	





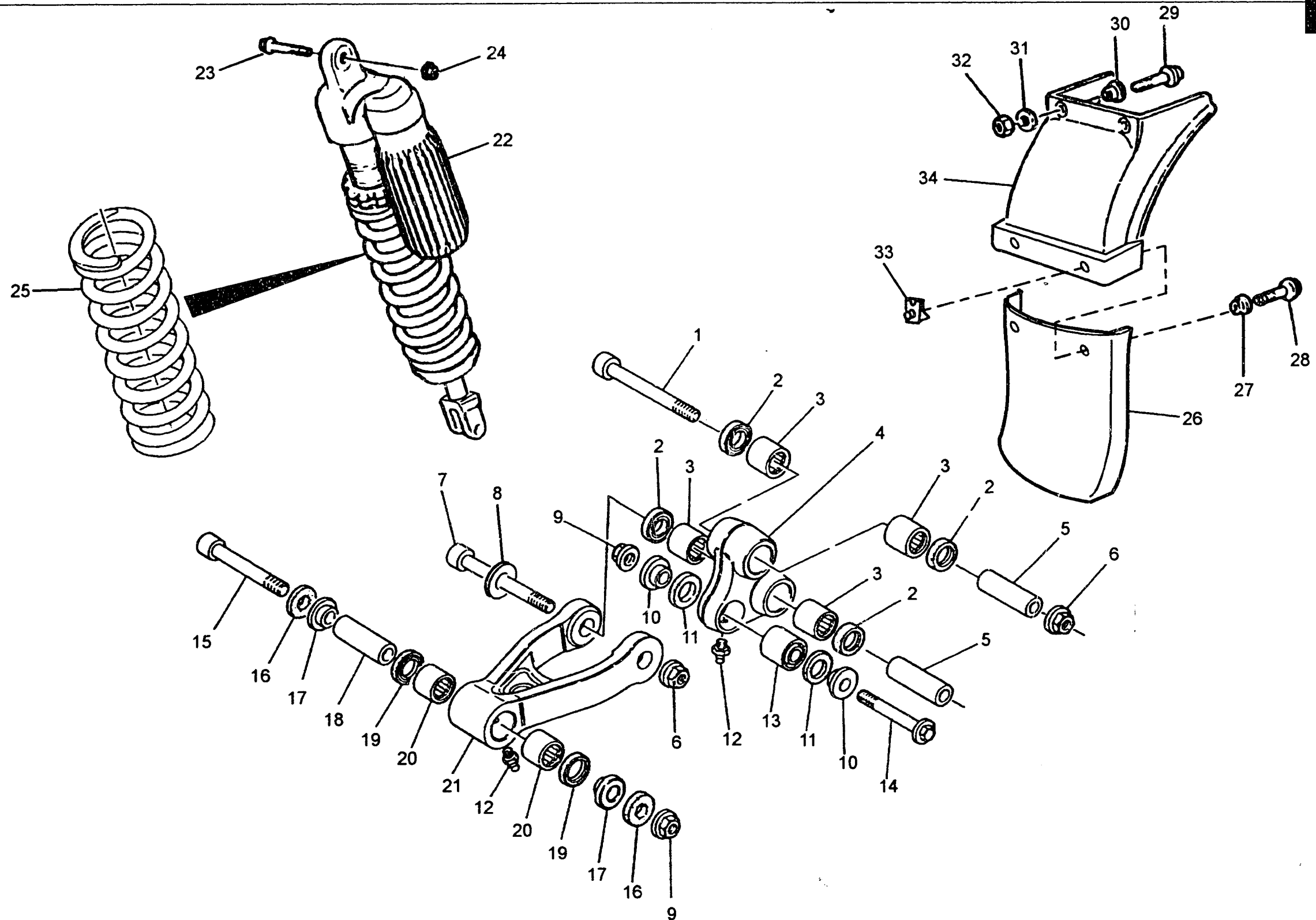
te 610 e / sm 610

TAVOLA  
DRAWING  
TABLE  
BILD  
TABLA

17

FORCELLONE - SWING ARM  
FOURCHE - GABEL  
HORQUILLA

Note Notes Mark Notas	Pos. No. Index Pos.	N. Cod. Code No. Nr. Code Code Nr N. Cod.	Q.tà Q.ty Q.te M.ge C.ad	DENOMINAZIONE	NAME	DESIGNATION	BESHREIBUNG	DENOMINACION	Validità Validity Valdité Gültig Validez
T	30	8000 87179	1	Gamba laterale	Side stand	Bequille lat.	Seitenständer	Horquilla lateral	
S	30	8A00 87179	1	Gamba laterale	Side stand	Bequille lat.	Seitenständer	Horquilla lateral	
	31	8A00 20182	1	Distanziale	Spacer	Entretoise	Distanzstück	Separador	
	32	1511 31701	1	Rullo guidacatena	Roller	Aiguille	Rolle	Rodillo	
	33	8000 72874	1	Piastra d'attacco	Plate	Plaque	Platte	Placa	
	34	8000 76002	2	Lamiera guidacatena	Chain guide	Guide-chaine	Kettenführung	Guía-cadena	
	35	8A00 36984	1	Bussola	Bushing	Douille	Buchse	Manguito	
	36	8000 62731	2	Vite	Screw	Vis	Schraube	Tornillo	
	37	8000 44240	2	Dado	Nut	Ecrou	Mutter	Tuerca	
	38	8000 76003	1	Guidacatena	Chain guide	Guide-Chaine	Kettenführung	Guía-cadena	
	39	8000 62795	1	Vite	Screw	Vis	Schraube	Tomillo	
	40	8A00 66661	2	Bussola	Bushing	Douille	Buchse	Manguito	
	41	8000 40719	2	Dado	Nut	Ecrou	Mutter	Tuerca	
	42	8A00 69282	2	Bussola	Bushing	Douille	Buchse	Manguito	
	43	8000 76283	4	Gabbia a rulli	Needle cage	Cage à aiguilles	Nadelkaefig	Jaula de agujas del cojinete	
	44	8000 40720	1	Dado	Nut	Ecrou	Mutter	Tuerca	
S				Modello sm 610	sm 610 Model	Modèle sm 610	Modell sm 610	Modelo sm 610	
T				Modello te 610 e	te 610 e Model	Modèle te 610 e	Modell te 610 e	Modelo te 610 e	





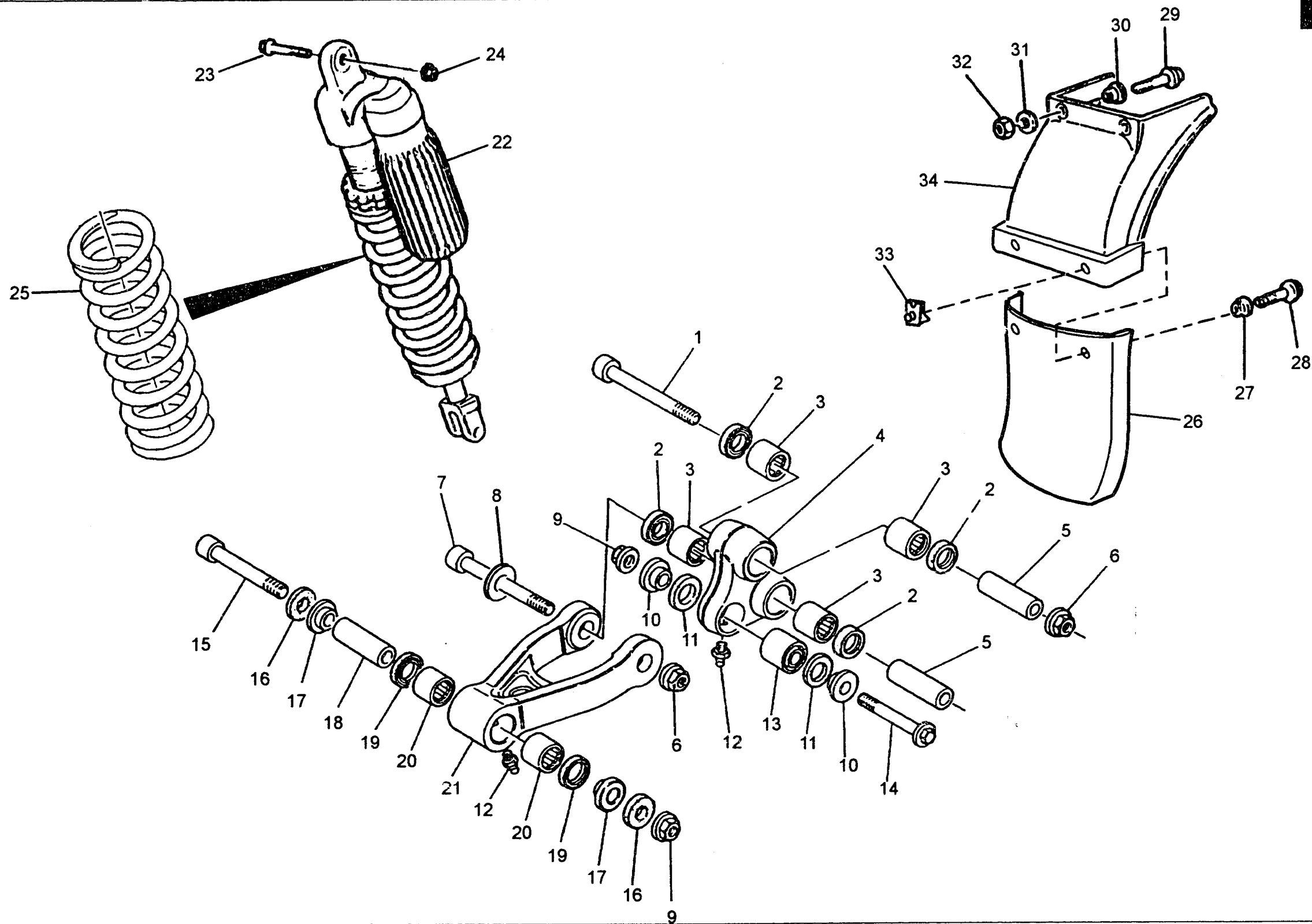
te 610 e / sm 610

TAVOLA  
DRAWING  
TABLE  
BILD  
TABLA

18

AMMORTIZZATORE POSTERIORE E LEVERAGGI SOSPENSIONE POST.- REAR SUSPENSION AND REAR  
SUSPENSION LINKAGE - SUSPENSION ARRIÈRE ET LEVIER SUSPENSION ARRIERE - HINTERHAUFHANGUNG  
UND HEBELWERK HINTERHAUFHANGUNG - SUSPENSION TRASERA Y PALANCA SUSPENSION TRASERA

Note Notes Notas	Pos. No. N. Index Pos.	N. Cod. Code No. Nr. Code Code Nr N. Cod.	Q.tà Q.ty Q.te M.ge C.ad	DENOMINAZIONE	NAME	DESIGNATION	BESHREIBUNG	DENOMINACION	Validità Validity Validité Gültig Validez
	1	8000 74372	1	Vite	Screw	Vis	Schraube	Tornillo	
	2	8000 32065	4	Guarnizione	Gasket	Garniture	Dichtung	Junta	
	3	8000 42781	4	Cuscinetto	Bearing	Roulement	Lager	Cojinete	
	4	8000 75868	1	Bilanciere	Rocking lever	Balancier	Schwinge	Balancines	
	5	8A00 75153	2	Spinotto	Gudgeon	Axe	Bolzen	Perno	
	6	8000 42023	2	Dado	Nut	Ecrou	Mutter	Tuerca	
	7	8000 77413	1	Vite	Screw	Vis	Schraube	Tornillo	
	8	8AA0 36237	1	Rosetta	Washer	Rondelle	Scheibe	Arandela	
	9	8000 42022	2	Dado	Nut	Ecrou	Mutter	Tuerca	
	10	1511 33302	2	Bussola	Bushing	Douille	Buchse	Manguito	
	11	8000 38767	2	Guarnizione	Gasket	Garniture	Dichtung	Junta	
	12	8000 01412	2	Ingrassatore	Lubricator	Graisser	Schmierbüchse	Lubricador	
	13	8000 72168	1	Cuscinetto	Bearing	Roulement	Lager	Cojinete	
	14	8A00 62797	1	Vite	Screw	Vis	Schraube	Tornillo	
	15	8A00 69138	1	Vite	Screw	Vis	Schraube	Tornillo	
	16	8000 73394	4	Anello di feltro	Feltseal	Bague en fetre	Filzring	Anillo de fieltro	
	17	8B00 42029	4	Bussola	Bushing	Douille	Buchse	Manguito	
	18	8000 59839	1	Spinotto	Gudgeon	Axe	Bolzen	Perno	
	19	8000 38957	2	Guarnizione	Gasket	Garniture	Dichtung	Junta	
	20	8000 38956	2	Cuscinetto	Bearing	Roulement	Lager	Cojinete	
	21	8B00 69285	1	Tirante orizzontale	Tie rod	Tirant	Spannstange	Tirante	
	22	8000 83745	1	Ammortizzatore completo	Shock-absorber	Ammortisseur	Stossdämpfer	Amortiguador	
	23	8A00 62797	1	Vite	Screw	Vis	Schraube	Tornillo	
	24	8000 42022	1	Dado	Nut	Ecrou	Mutter	Tuerca	
	25	8000 87056	1	Molla k=6,8 Kg/mm	Spring	Ressort	Feder	Resorte	
	26	80A0 69551	1	Protezione ammortizzatore	Guard	Protection	Schutz	Protección	
	27	8A00 69429	2	Bussola	Bushing	Douille	Buchse	Manguito	
	28	8000 62728	2	Vite	Screw	Vis	Schraube	Tornillo	
	29	8A00 67545	2	Vite	Screw	Vis	Schraube	Tornillo	
	30	8000 72268	2	Distanziale	Spacer	Entretoise	Distanzstück	Separador	
	31	8000 56359	2	Rosetta piana	Washer	Rondelle	Scheibe	Arandela	
	32	8000 44240	2	Dado	Nut	Ecrou	Mutter	Tuerca	





te 610 e / sm 610

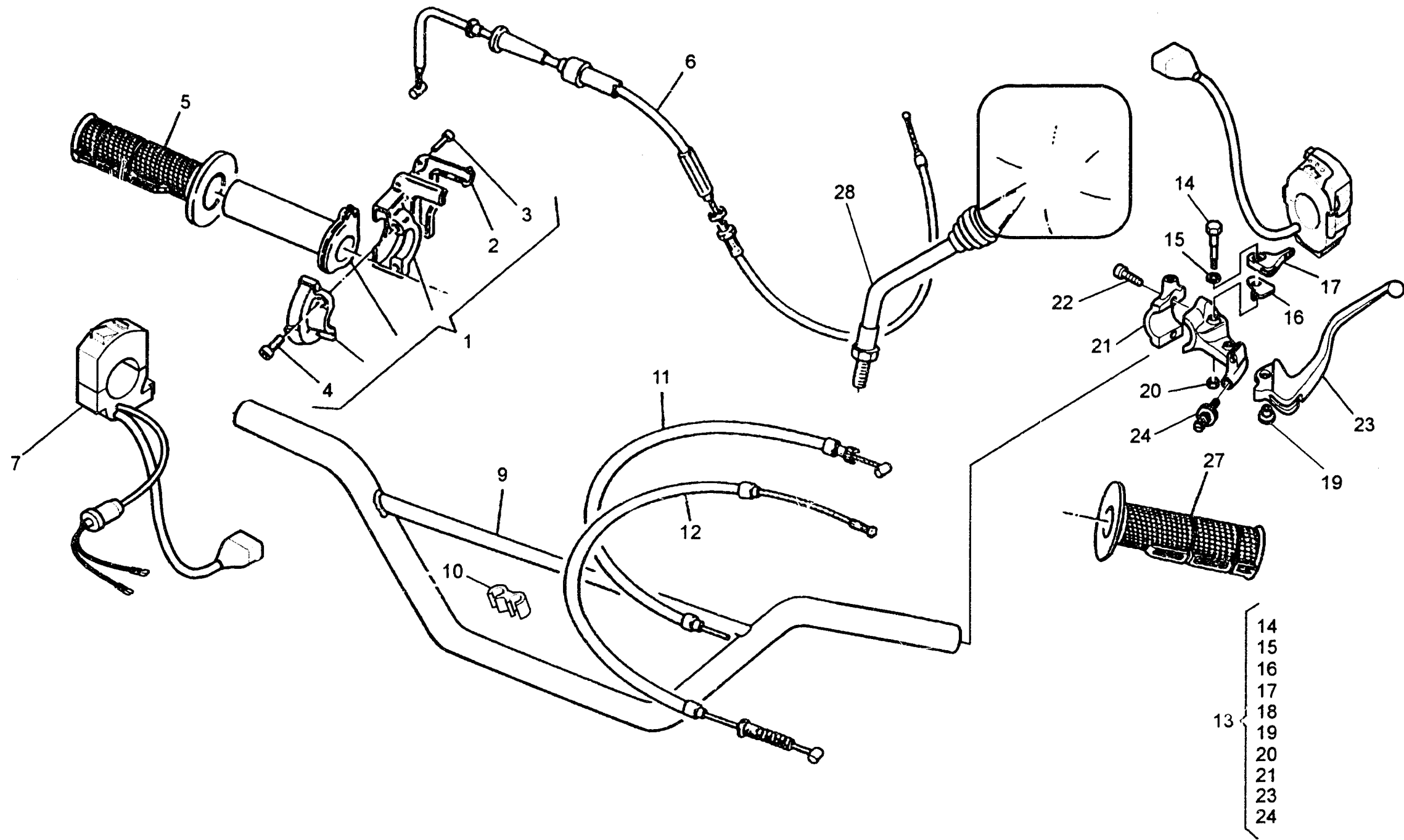
TAVOLA  
DRAWING  
TABLE  
BILD  
TABLA

18

AMMORTIZZATORE POSTERIORE E LEVERAGGI SOSPENSIONE POST.- REAR SUSPENSION AND REAR  
SUSPENSION LINKAGE - SUSPENSION ARRIÈRE ET LEVIER SUSPENSION ARRIERE - HINTERHAUFHANGUNG  
UND HEBELWERK HINTERHAUFHANGUNG - SUSPENSION TRASERA Y PALANCA SUSPENSION TRASERA

Note Notes Notes Mark Notas	Pos. No. N. Index Pos.	N. Cod. Code No. Nr. Code Code Nr N. Cod.	Q.tà Q.ty Q.te M.ge C.ad	DENOMINAZIONE	NAME	DESIGNATION	BESHREIBUNG	DENOMINACION	Validità Validity Validité Gültig Validez
	33	8000 46893	2	Dado a graffetta	Nut	Ecrou	Mutter	Tuerca	
	34	8000 84501	1	Tegolo	Mudguard	Garde-boue	Kotflügel	Guarda-Barros	







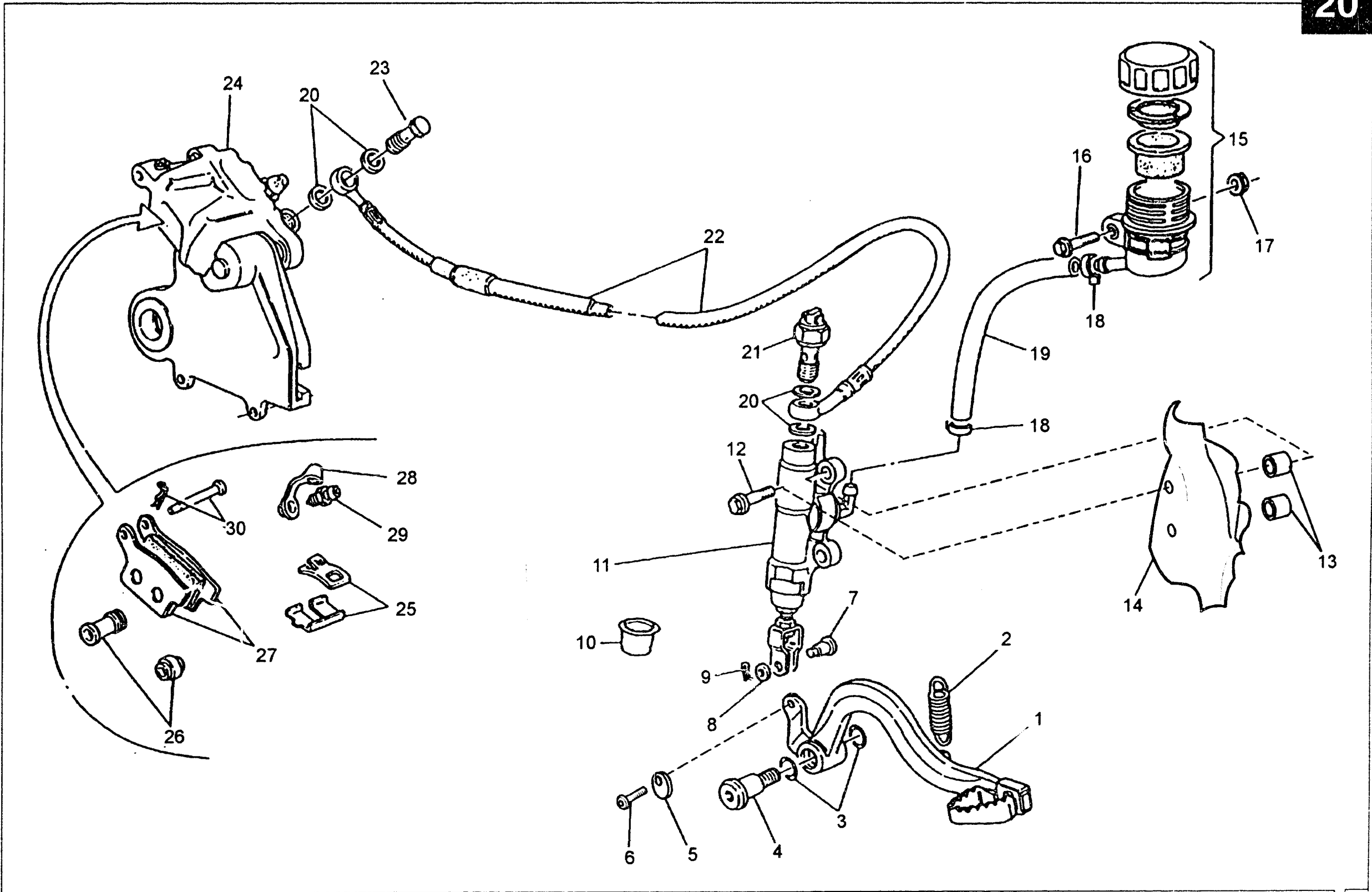
te 610 e / sm 610

TAVOLA  
DRAWING  
TABLE  
BILD  
TABLA

19

MANUBRIO E COMANDI - HANDLEBAR AND CONTROLS  
GUIDON ET COMMANDES - LENKER UND STEUERORGANE  
MANILLAR Y MANDOS

Note Notes Notas	Pos. No. Index Pos.	N. Cod. Code No. Nr. Code Code Nr N. Cod.	Q. là Q. ty Q. te M. ge C. ad	DENOMINAZIONE	NAME	DESIGNATION	BESHREIBUNG	DENOMINACION	Validità Validity Validité Gültig Validez
	1	8000 75155	1	Comando gas completo	Throttle control compl.	Commande gaz compl.	Gasgriff kpl.	Accionam. acelerador compl.	
	2	8000 75310	1	Coperchio	Cover	Couvercle	Deckel	Tapa	
	3	8000 66774	2	Vite	Screw	Vis	Schraube	Tornillo	
	4	60N1 07330	2	Vite	Screw	Vis	Schraube	Tornillo	
	5	8000 76688	1	Manopola Dx.	R.H. grip	Poignée G.	Griff R.	Manopla der.	
	6	8000 75842	1	Trasmissione comando gas	Throttle wire	Fil comm. gaz	Gaszugkabel	Trans. accionam. acelerador	
A	7	8000 87063	1	Commutatore Dx.	L.H. switch	Commutateur	Kombischalter	Conmutador	
A	7	8000 90584	1	Commutatore Dx.	L.H. switch	Commutateur	Kombischalter	Conmutador	
	8	8000 79068	1	Cavallotto freno	U-Bolt	Cavalier	Bügelbolzen	Caballote	
	9	8000 87052	1	Manubrio	Hanblebar	Guidon	Lenker	Manillar	
	10	8000 88597	1	Guida trasmissione frizione	Guide	Guide	Führung	Guia	
	11	8000 89119	1	Trasmissione starter	Starter wire	Trasm. comm. starter	Anlassen Kabel	Transm. mando starter	
	12	8000 89124	1	Trasmissione comando frizione	Clutch transm.	Transm. com. embrayage	Führungssteuer. der Kupplung	Tran. mando embrague compl.	
	13	8000 87054	1	Comando frizione compl.	Clutch control lever, assy	Levier com. embrayage compl.	Kupplungshebel, Kpl.	Palanca embrague comp.	
	14	8000 89815	1	Perno	Pin	Pivot	Bolzen	Perno	
	15	8000 47826	1	Rosetta	Washer	Rondelle	Scheibe	Arandela	
	16	8000 87276	1	Piastrina leva starter	Plate	Plaque	Platte	Placa	
	17	8000 47822	1	Leva aria (choke)	Starter control	Commande starter	Startergriff	Accionamiento arranque	
	18	8000 88746	1	Supporto	Support	Support	Halterung	Soporte elástico	
	19	8000 89814	1	Distanziale	Spacer	Entretoise	Distanzstück	Separador	
	20	8000 61313	1	Dado	Nut	Ecrou	Mutter	Tuerca	
	21	8000 78915	1	Cavallotto	U-Bolt	Cavalier	Bügelbolzen	Caballote	
	22	8000 62729	4	Vite di fissaggio cavallotto	Screw	Vis	Schraube	Tornillo	
	23	8000 89813	1	Leva frizione	Clutch lever	Levier embrayage	Kupplungshebel	Palanca mando embrague	
	24	8000 67355	1	Gruppo registro	Adjuster set	Groupe reglage	Kupplungsreglergruppe	Grupo regul.	
A	25	8000 75480	1	Commutatore Sx.	R.H. switch	Commutateur	Kombischalter	Conmutador	
A	25	8000 90583	1	Commutatore Sx.	R.H. switch	Commutateur	Kombischalter	Conmutador	
	26	8000 62728	2	Vite	Screw	Vis	Schraube	Tornillo	
	27	8000 76687	1	Manopola Sx.	L.H. grip	Poignée G.	L. Griff	Manopla izrda.	
	28	8000 58378	2	Specchietto retrov. Dx. e Sx. In alternativa	Driving mirror In alternative	Rétroviseur En alternative	Rückspiegel Wahlweise	Espejo retrovisor En alternativa	





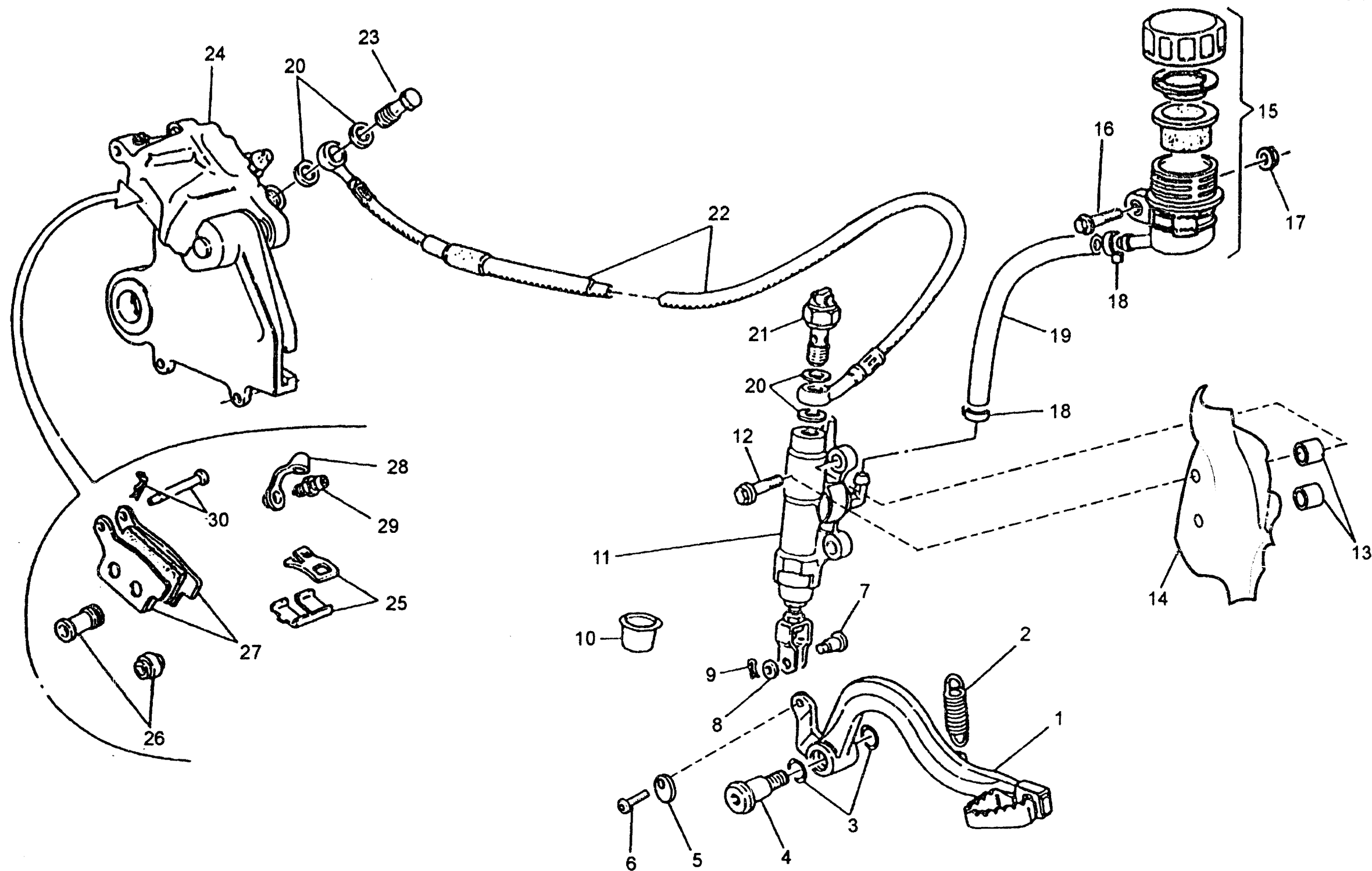
te 610 e / sm 610

TAVOLA  
DRAWING  
TABLE  
BILD  
TABLA

20

FRENO IDRAULICO POSTERIORE - REAR HYDRAULIC BRAKE  
FREIN HYDRAULIQUE ARRIERE - HINTERBREMSE  
FRENO HIDRAULICO TRASERO

Note Notes Notas	Pos. No. N. Index Pos.	N. Cod. Code No Nr. Code Code Nr N. Cod.	Q.tà Qty Q.te M.ge C ad	DENOMINAZIONE	NAME	DESIGNATION	BESHREIBUNG	DENOMINACION	Validità Validity Validité Gültig Validez
	1	8000 85958	1	Leva comando freno	Brake control lever	Levier comm. frein	Bremshebel	Palanca accionamiento freno	
	2	8000 55903	1	Molla	Spring	Ressort	Feder	Resorte	
	3	8000 22551	2	Anello OR	O-Ring	Bague OR	O-Ring	Anillo OR	
	4	8000 55902	1	Vite	Screw	Vis	Schraube	Tornillo	
	5	8000 69125	1	Camma d'assesto	Cam	Came	Nocken	Excéntrico	
	6	8A00 55241	1	Vite per camma	Screw	Vis	Schraube	Tornillo	
	7	8000 70696	1	Astina	Control rod	Coulisseau	Steuerstange	Varilla	
	8	8000 56377	1	Rosetta	Washer	Rondelle	Scheibe	Arandela	
	9	64N1 20068	1	Copiglia	Split pin	Goupille	Splint	Clavija	
	10	8000 61078	1	Cuffia	Cap	Capuchons	Kappa	Gorro	
	11	8000 76338	1	Pompa comando freno compl.	Brake pump	Pompe frein	Brempumpe	Bomba freno	
	12	8000 62728	2	Vite	Screw	Vis	Schraube	Tornillo	
	13	8000 45495	2	Bussola	Bushing	Douille	Buchse	Manguito	
	14	8000 88027	1	Protezione pompa freno	Guard	Protection	Schutz	Protección	
	15	8000 61078	1	Serbatoio olio completo	Oil tank assy	Reservoir huile compl.	Öltank Kpl.	Depósito aceite completo	
	16	8000 62727	1	Vite	Screw	Vis	Schraube	Tornillo	
	17	8000 44240	1	Dado	Nut	Ecrou	Mutter	Tuerca	
	18	8000 42349	1	Molletta	Spring	Ressort	Feder	Resorte	
	19	8B00 57760	1	Tubazione	Pipe	Tuyau	Rohr	Tube	
	20	8000 21480	4	Rosetta di tenuta	Washer	Rondelle	Scheibe	Arandela	
	21	8000 37891	1	Interruttore stop posteriore	Stop switch	Interrupteur stop	Stopschalter	Interruptor stop	
	22	8000 78164	1	Tubo mandata olio	Pipe	Tuyau	Rohr	Tube	
	23	8000 57155	1	Vite	Screw	Vis	Schraube	Tornillo	
S	24	8000 79794	1	Pinza freno post.	Brake caliper	Eltrier frein	Bremssattel	Pinza	
T	24	8000 79794	1	Pinza freno completa	Brake caliper assy	Pince de frein, compl.	Bremszange, Kpl.	Pinza freno compl.	
	25	8000 85932	1	Gruppo revisione mollette	Spring set	Kit revision ressort	Federsatz	Grupo revis. resorte	
	26	8000 79066	1	Gruppo revisione cuffie	Caps revision set	Groupe revision capuchons	Kappa reparatursatz	Grupo revis. gorro	
	27	8000 79072	1	Coppia pastiglie	Pads pair	Paire plaquettes	Bremsbelagpaar	Pareja pastillas	
	28	8000 53259	1	Parapolvere	Dust cover	Para poussière	Staubdeckel	Tapa retención polvo	
	29	8000 60404	1	Gruppo revisione spurgo	Bleeding set	Kit de revision curage	Reinigungsatz	Grupo revis. purga	
T	30	8000 79073	1	Perno copiglia	Pin and split pin	Pivots et goupille	Bolzen und splint	Pemos y clavija	
				Modello te 610 e	te 610 e model	Modèle te 610 e	Modell te 610 e	Modelo te 610 e	





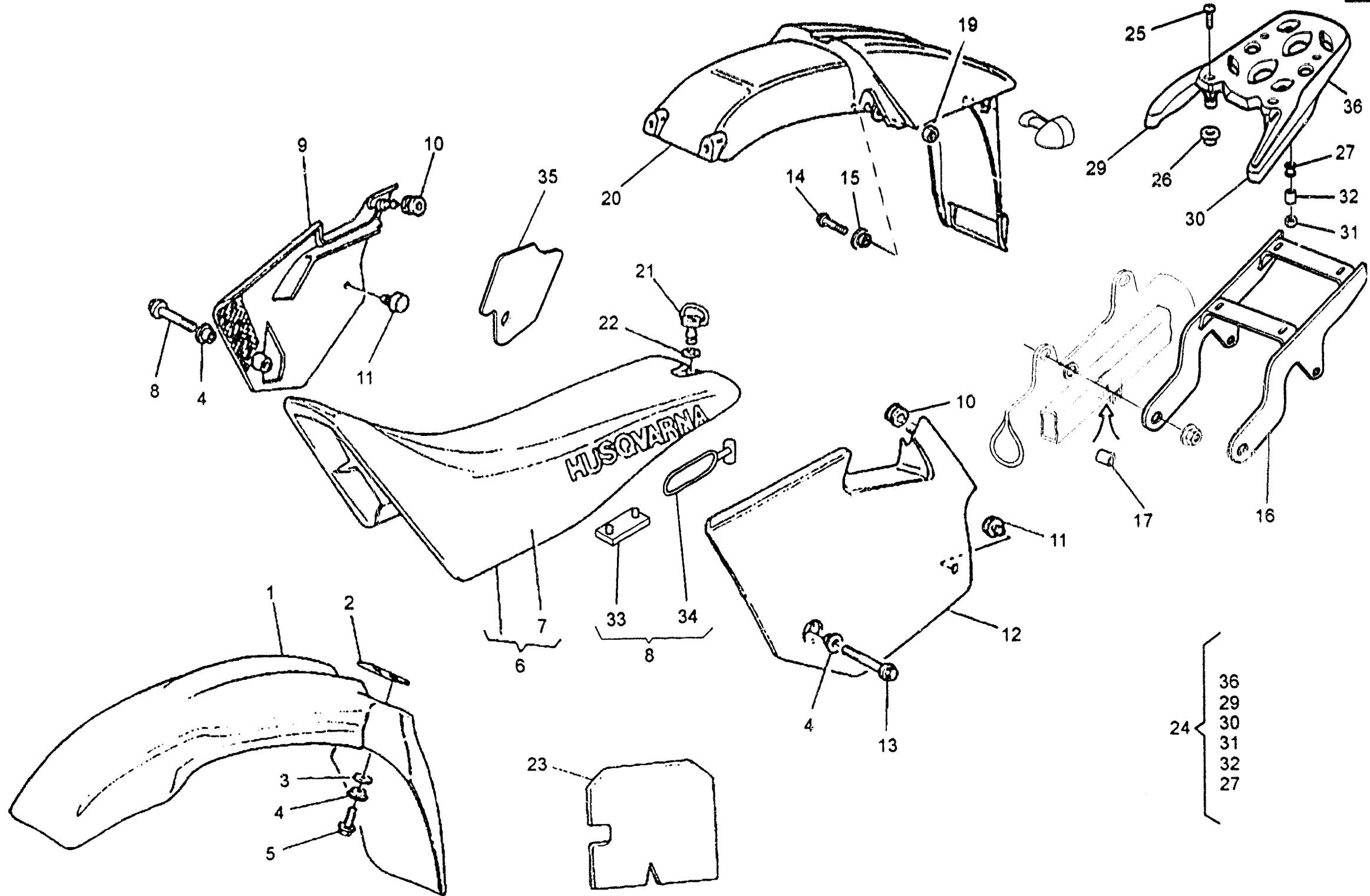
te 610 e / sm 610

TAVOLA  
DRAWING  
TABLE  
BILD  
TABLA

20

FRENO IDRAULICO POSTERIORE - REAR HYDRAULIC BRAKE  
FREIN HYDRAULIQUE ARRIERE - HINTERBREMSE  
FRENO HIDRAULICO TRASERO

Note Notes Marke Notas	Pos. No. N. Index Pos.	N. Cod. Code No. Nr. Code Code Nr. N. Cod.	Q. tá Q. ty Q. te M. ge C. ad	DENOMINAZIONE	NAME	DESIGNATION	BESHREIBUNG	DENOMINACION	Validità Validity Validité Gültig Validez
S				Modello sm 610	sm 610 model	Modèle sm 610	Modell sm 610	Modelo sm 610	





te 610 e / sm 610

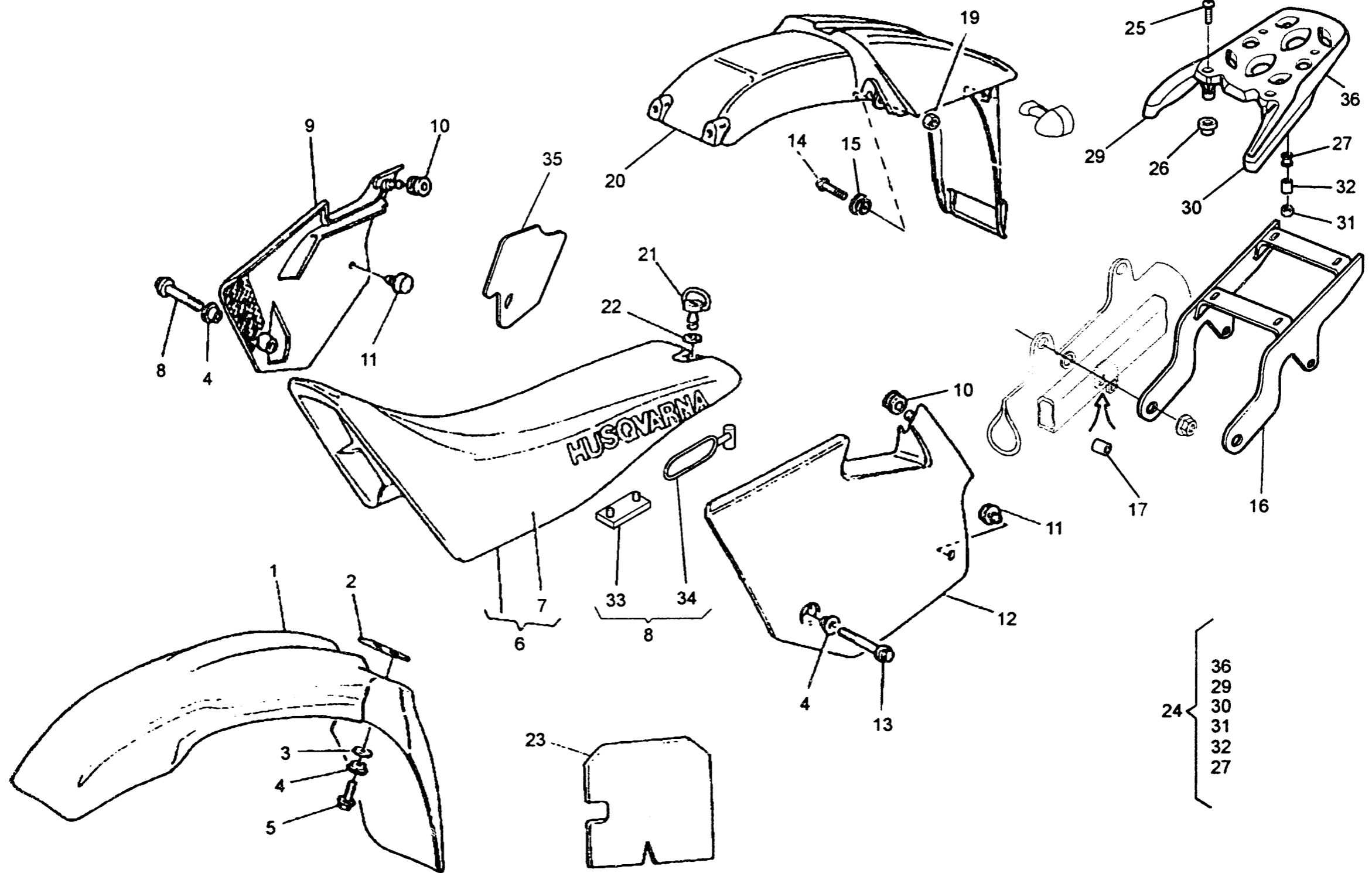
TAVOLA  
DRAWING  
TABLE  
BILD  
TABLA

21

PANNELLI, PARAFANGHI, SELLA - PANEL, FENDERS, SEAT  
PANNEAU, GARDE-BOUES, SIEGE - STREIFEN, KOTFLUGEL, SA'TTEL  
PANELO, GUARDABARROS, SILLIN

Note Notes Notas	Pos. N. Index Pos.	N. Cod. Code No. Nr. Code Code Nr N. Cod.	Q.tà Q.ty Q.te M.ge C.ad	DENOMINAZIONE	NAME	DESIGNATION	BESHREIBUNG	DENOMINACION	Vandha Vahdty Vahdte Gullig Vahdez
	1	80B0 87059	1	Parafango anteriore (cod. col. A)	Front mudguard (color code A)	Garde-boue avant (code couleur A)	Vord. Kotfluegel (code farbe A)	Guarda-barros delantero (codigo color A)	
	1	80D0 87059	1	Parafango anteriore (cod. col. B)	Front mudguard (color code B)	Garde-boue avant (code couleur B)	Vord. Kotfluegel (code farbe B)	Guarda-barros delantero (codigo color B)	
	1	80E0 87059	1	Parafango anteriore (cod. col. C)	Front mudguard (color code C)	Garde-boue avant (code couleur C)	Vord. Kotfluegel (code farbe C)	Guarda-barros delantero (codigo color C)	
	2	8000 07001	2	Distanziale	Spacer	Entretoise	Distanzstück	Separador	
	3	8000 56359	4	Rosetta	Washer	Rondelle	Scheibe	Arandela	
	4	8000 69429	6	Bussola	Bushing	Douille	Buchse	Manguito	
	5	8000 62727	2	Vite (fissaggio anteriore)	Screw	Vis	Schraube	Tornillo	
	5	8000 62728	2	Vite (fissaggio posteriore)	Screw	Vis	Schraube	Tornillo	
	6	8000 87081	1	Sella (codice colore A)	Seat (color code A)	Siège (code couleur A)	Sattel (code farbe A)	Sillin (codigo color A)	
	6	8A00 87080	1	Sella (codice colore B e C)	Seat (color code B e C)	Siège (code couleur B e C)	Sattel (code farbe B e C)	Sillin (codigo color B e C)	
	7	8000 79761	1	Rivestimento sella (codice colore A)	Saddle covering (color code A)	Revetement selle (code couleur A)	Sattelverkleidung (code farbe A)	Revestimiento sillin (codigo color A)	
	7	80A0 79761	1	Rivestimento sella (codice colore B e C)	Saddle covering (color code B e C)	Revetement selle (code couleur B e C)	Sattelverkleidung (code farbe B e C)	Revestimiento sillin (codigo color B e C)	
	8	8000 62730	1	Vite	Screw	Vis	Schraube	Tornillo	
	9	8D00 70208	1	Ass. pannello laterale Dx. (codice colore A)	R.H. panel assy (color code A)	Panneau compl., D. (code couleur A)	Streifen kpl., R. (code farbe A)	Panel compl., der. (codigo color A)	
	9	8E00 70208	1	Ass. pannello laterale Dx. (codice colore B)	R.H. panel assy (color code B)	Panneau compl., D. (code couleur B)	Streifen kpl., R. (code farbe B)	Panel compl., der. (codigo color B)	
	9	8F00 70208	1	Ass. pannello laterale Dx. (codice colore C)	R.H. panel assy (color code C)	Panneau compl., D. (code couleur C)	Streifen kpl., R. (code farbe C)	Panel compl., der. (codigo color C)	
	10	8000 18048	2	Gommino	Rubber pad	Pièce caoutchouc	Gummistück	Junta de goma	
	11	8000 45490	2	Gommino	Rubber pad	Pièce caoutchouc	Gummistück	Junta de goma	
	12	80E0 70209	1	Pannello laterale Sx. (codice colore A)	L.H. panel (color code A)	Panneau, G. (code couleur A)	Streifen, L. (code farbe A)	Panel izq. (codigo color A)	
	12	80F0 70209	1	Pannello laterale Sx. (codice colore B)	L.H. panel (color code B)	Panneau, G. (code couleur B)	Streifen, L. (code farbe B)	Panel izq. (codigo color B)	
	12	80G0 70209	1	Pannello laterale Sx. (codice colore C)	L.H. panel (color code C)	Panneau, G. (code couleur C)	Streifen, L. (code farbe C)	Panel izq. (codigo color C)	







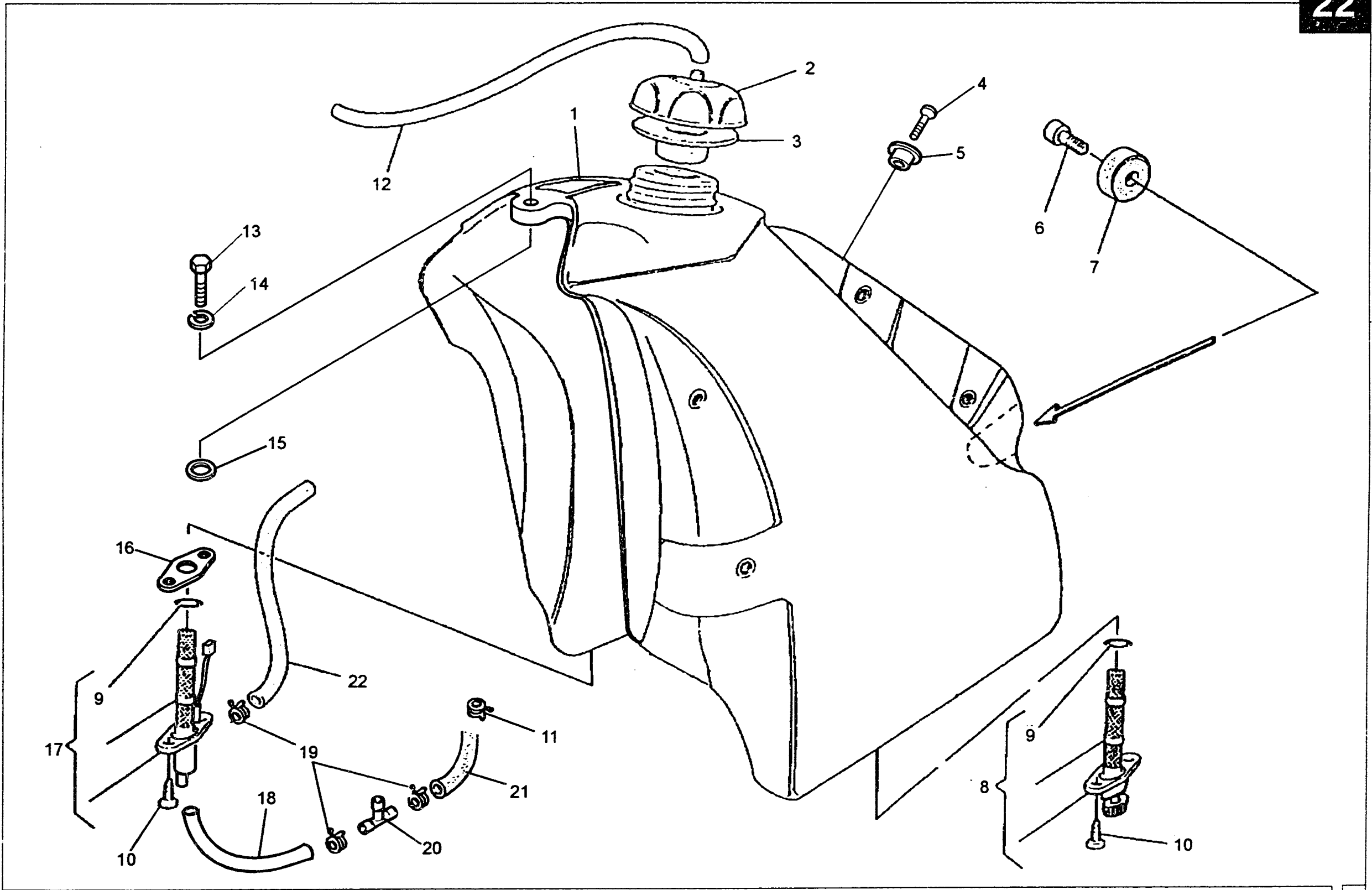
te.610 e / sm 610

TAVOLA  
DRAWING  
TABLE  
BILD  
TABLA

21

PANNELLI, PARAFANGHI, SELLA - PANEL, FENDERS, SEAT  
PANNEAU, GARDE-BOUES, SIEGE - STREIFEN, KOTFLUGEL, SATTEL  
PANELO, GUARDABARROS, SILLIN

Note Notes Notes Mark Notas	Pos. No. N. Index Pos.	N. Cod. Code No. Nr. Code Code Nr N. Cod.	Q.tà Q.ty Q.te M.ge C.ad	DENOMINAZIONE	NAME	DESIGNATION	BESHREIBUNG	DENOMINACION	Validità Validity Validité Gültig Validez
	13	8000 62727	1	Vite	Screw	Vis	Schraube	Tornillo	
	14	8000 62729	2	Vite	Screw	Vis	Schraube	Tornillo	
	15	8000 45495	4	Bussola	Bushing	Douille	Buchse	Manguito	
	16	8000 87996	1	Piastra portapacchi	Plate	Plaque	Platte	Placa	
	17	8B00 67207	4	Distanziale	Spacer	Entretoise	Distanzstück	Separdor	
	18	8000 62727	4	Vite	Screw	Vis	Schraube	Tornillo	
	19	8000 44240	2	Dado	Nut	Ecrou	Mutter	Tuerca	
	20	8BC0 69430	1	Parafango posteriore (codice colore A)	Rear mudguard (color code A)	Garde-boue arriere (code couleur A)	Hint. Kotfluegel (code farbe A)	Guarda-barros trasero (codigo color A)	
	20	8BD0 69430	1	Parafango posteriore (codice colore B)	Rear mudguard (color code B)	Garde-boue arriere (code couleur B)	Hint. Kotfluegel (code farbe B)	Guarda-barros trasero (codigo color B)	
	20	8BE0 69430	1	Parafango posteriore (codice colore C)	Rear mudguard (color code C)	Garde-boue arriere (code couleur C)	Hint. Kotfluegel (code farbe C)	Guarda-barros trasero (codigo color C)	
	21	8000 69148	1	Perno	Pin	Pivo:	Bolzen	Perno	
	22	8000 69149	1	Rosetta elastica	Spring washer	Rondelle élastique	Federscheibe	Arandela elástica	
	23	8000 72348	1	Protezione	Guard	Protection	Schutz	Protección	
	24	8000 88071	1	Ass. portapacchi	Parcel rack	Porte-bagages	Gepackhalter	Porta-equipaje	
	25	8000 63948	4	Vite	Screw	Vis	Schraube	Tornillo	
	26	8000 88070	4	Gommino	Rubber pad	Pièce caoutchouc	Gummistück	Junta de goma	
	27	8000 87997	4	Distanziale	Spacer	Entretoise	Distanzstück	Separador	
	28	8000 44240	4	Dado	Nut	Ecrou	Mutter	Tuerca	
	29	8000 87994	1	Maniglia Dx.	R.H. handle	Poignée droite	Handgriff R.	Manilla der.	
	30	8000 87995	1	Maniglia Sx.	L.H. handle	Poignée gauche	Handgriff L.	Manilla izrda	
	31	8000 27403	4	Vite	Screw	Vis	Schraube	Tornillo	
	32	62N1 15547	4	Rosetta	Washer	Rondelle	Scheibe	Arandela	
	33	8000 33491	3	Gommino	Rubber pad	Pièce caoutchouc	Gummistück	Junta de goma	
	34	8000 31981	1	Elastico	Elastic	Elastique	Elastisch	Elástico	
	35	8000 90228	1	Protezione	Guard	Protection	Schutz	Protección	





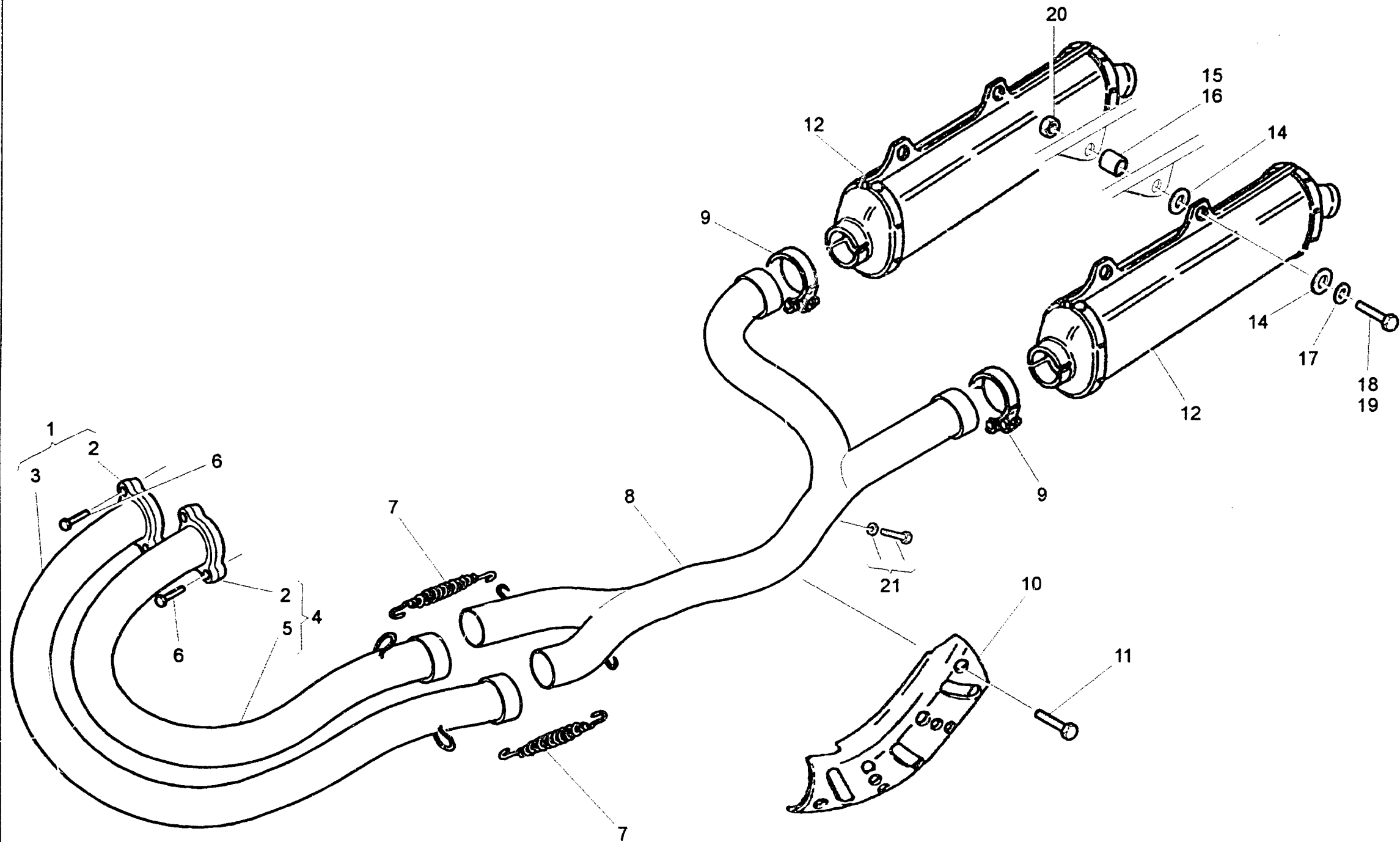
te 610 e / sm 610

TAVOLA  
DRAWING  
TABLE  
BILD  
TABLA

22

SERBATOIO CARBURANTE - FUEL TANK  
RESERVOIR À CARBURANT - TANK  
DEPÓSITO GASOLINA

Note Notes Notas	Pos. No. Index Pos.	N. Cod. Code No. Nr. Code Code Nr N. Cod.	Q.tà Q.ty Q.te M.ge C.ad	DENOMINAZIONE	NAME	DESIGNATION	BESHREIBUNG	DENOMINACION	Validità Validity Validité Gültig Validez
	1	8AB0 66630	1	Serbatoio carburante	Fuel tank	Réservoir à carburant	Tank	Depósito gasolina	
	2	8000 65604	1	Tappo	Plug	Bouchon	Verschluss	Tapón	
	3	8000 56381	1	Guarnizione	Gasket	Garniture	Dichtung	Junta	
	4	60N1 04134	1	Vite	Screw	Vis	Schraube	Tornillo	
	5	8000 66238	1	Distanziale	Spacer	Entretoise	Distanzstück	Separador	
	6	60N1 07350	2	Vite	Screw	Vis	Schraube	Tornillo	
	7	8000 40813	2	Tampone	Pad	Tampon	Stopfen	Tampón	
	8	8000 67440	1	Rubinetto Sx.	L.H. cock	Robinet G.	L. Kraftstoffahn	Llave de paso izq.	
	9	8000 01199	2	Anello OR	O-Ring	Bague OR	O-Ring	Anillo OR	
	10	8000 37745	4	Vite	Screw	Vis	Schraube	Tornillo	
	11	8000 40433	3	Anello elastico	Split ring	Anneau ressort	Sprengring	Anillo elástico	
	12	8B00 38752	1	Tubetto sfiato	Battery breather pipe	Event batterie	Batterieentlüfter	Tubo de purga batteria	
	13	8000 62725	1	Vite	Screw	Vis	Schraube	Tornillo	
	14	8000 30319	1	Rosetta piana	Washer	Rondelle	Schaibe	Arandela	
	15	8000 61362	1	Tampone	Pad	Tampon	Stopfen	Tampón	
	16	8000 88240	1	Guarnizione	Gasket	Guarnitue	Dichtung	Junta	
	17	8000 87116	1	Rubinetto Dx.	R.H. cock	Robinet D.	R. Kraftstoffahn	Llave de paso der.	
	18	8A00 84311	1	Tubo a 90 gradi	Pipe	Tuyan	Rohr	Tubo	
	19	8000 57242	3	Fascetta serratubo	Clamp	Colliér	Schelle	Banda	
	20	8000 88592	1	Raccordo a "T"	T union	T. Raccord	Anschluss	Empalme	
	21	8000 88591	2	Condotto benzina a "U"	Pipe	Tuyau	Rohr	Tubo	
	22	8000 88590	1	Tubo L 180	Pipe	Tuyau	Rohr	Tubo	





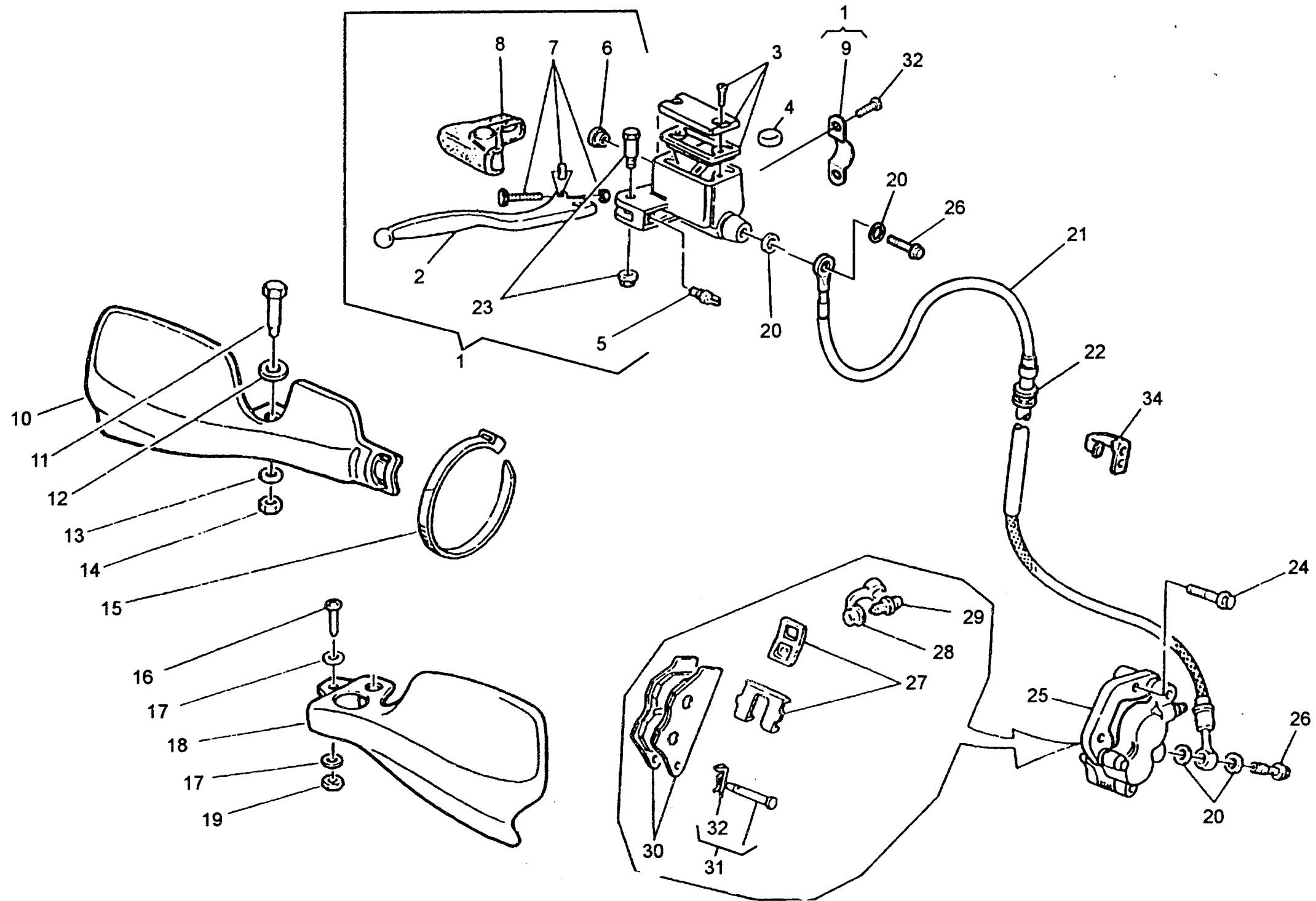
te 610 e / sm 610

TAVOLA  
DRAWING  
TABLE  
BILD  
TABLA

23

SCARICO - EXHAUST SYSTEM  
TUYAU D'ECHAPPEMENT - AUSPUFFROHR  
TUBO DE ESCAPE

Note Notes Notas	Pos. No. N. Index Pos.	N. Cod. Code No. Nr. Code Code Nr N. Cod.	Q.tà Q.ty Q.te M.ge C.ad	DENOMINAZIONE	NAME	DESIGNATION	BESHREIBUNG	DENOMINACION	Validità Validity Validité Gültig Validez
	1	8000 87091	1	Tubo di scarico Dx completo	Exhaust pipe R.H.	Tuyau d'echappement	Auspuffrohr	Tubo de escape	
	2	8000 75380	2	Flangia fissaggio tubo scarico	Flange	Bride	Flansch	Brida	
	3	8000 75381	1	Terminale di scarico per testa	Terminal	Terminal	Anschluss	Terminal	
	4	8000 87092	1	Tubo di scarico Sx completo	Exhaust pipe L.H.	Tuyau d'echappement	Auspuffrohr	Tubo de escape	
	5	8000 75381	1	Terminale di scarico per testa	Terminal	Terminal	Flansch	Brida	
	6	60N4 02509	4	Viti fissag. tubo scarico alla testa	Screw	Vis	Schraube	Tornillo	
	7	8000 67496	2	Molle scarico	Springs	Ressort	Feder	Resorte	
	8	8000 87105	1	Raccordo silenziatore-scarico	Union	Raccord	Anschluss	Empalme	
	9	8000 72411	2	Fascetta fiss. tubo scarico-silenz	Clamp	Collier	Schelle	Banda	
	10	8000 89644	1	Griglia protezione calore	Grille	Grille	Gitter	Rejilla de proteccion	
	11	8000 43015	3	Vite	Screw	Vis	Schraube	Tornillo	
	12	8000 87094	2	Silenziatore di scarico	Exhaust silencer	Silencieux d'echappement	Schalldämpfer	Silenciador de escape	
	13	1514 10702	4	Gommino	Rubber pad	Pièce caoutchouc	Gummistück	Junta de goma	
	14	1513 41401	4	Gommino	Rubber pad	Pièce caoutchouc	Gummistück	Junta de goma	
	15	8000 70379	2	Distanziale	Spacer	Entretoise	Distanzstück	Separador	
	16	8B00 70379	2	Distanziale	Spacer	Entretoise	Distanzstück	Separador	
	17	1513 74301	4	Rosetta	Washer	Rondelle	Scheibe	Arandela	
	18	8B00 67545	2	Vite	Screw	Vis	Schraube	Tornillo	
	19	8D00 67545	2	Vite	Screw	Vis	Schraube	Tornillo	
	20	8000 44240	4	Dado autobloccante	Nut	Ecrou	Mutter	Tuerca	
	21	8000 67703	1	Tappo per raccordo	Plug	Bouchon	Verschluss	Tapón	





te 610 e / sm 610

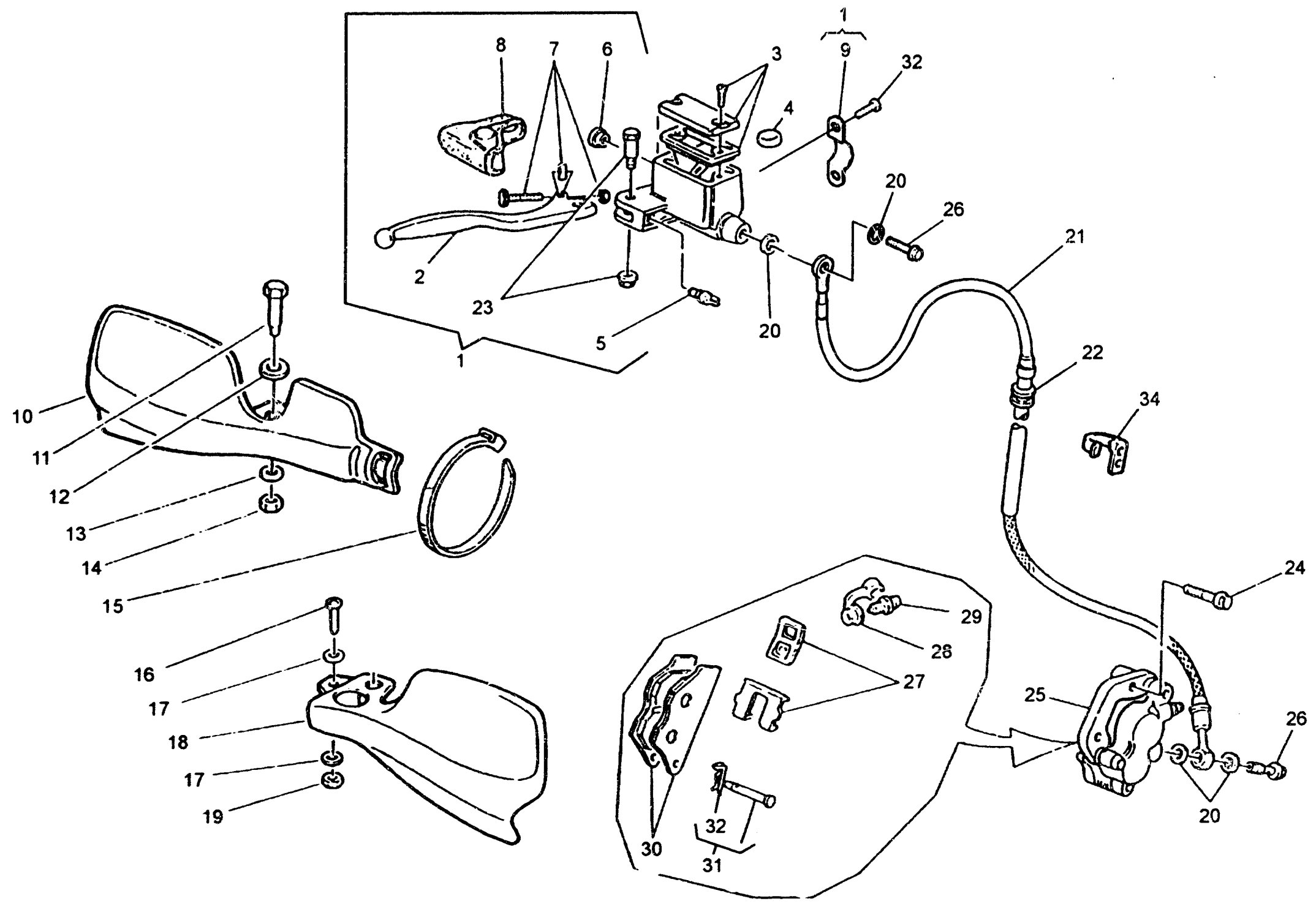
TAVOLA  
DRAWING  
TABLE  
BILD  
TABLA

24

FRENO IDRAULICO ANTERIORE te 610 e - FRONTHYDRAULIC BRAKE te 610 e  
FREIN HYDRAULIQUE AVANT te 610 e - VORTERBREMSE te 610 e  
FRENO HIDRAULICO DELANTERA te 610 e

Note Notes Mark Notes	Pos. No. Index Pos.	N. Cod. Code No. Nr. Code Code Nr N. Cod.	Q.tà Q.ty Q.te M.ge C.ad	DENOMINAZIONE	NAME	DESIGNATION	BESHREIBUNG	DENOMINACION	Validità Validity Validité Gültig Validez
	1	8A00 77740	1	Pompa comando freno anteriore	Brake pump	Pompe frein	Bremspumpe	Bomba freno	
	2	8000 79096	1	Kit leva	Lever set	Kit revision levier	Hebelbolzensatz	Grupo revis. perno	
	3	8000 79069	1	Kit tappo	Plug kit	Bouchon kit	Verschluss Gruppe	Kit tapón	
	4	8000 79099	1	Antiemulsione	Antiemulsion	Antiemulsion	Emulsionswidriger	Antiemulsion	
	5	8000 79071	1	Interruttore stop	Stop switch	Interrupteur stop	Stopschalter	Interruptor stop	
	6	8000 49654	1	Oblò	Inspection plug	Capuchon de inspection	Stopfen	Portilla	
	7	8000 79100	1	Regolazione leva	Lever set	Kit levier	Hebel gruppe	Grupc palanca	
	8	8000 79098	1	Cappuccio	Cap kit	Kit capuchon	Kappe Gruppe	Kit capuchón	
	9	8000 79068	1	Cavallotto	U-bolt	Cavalier	Bügelbolzen	Caballette	
	10	8000 86523	1	Paramani Dx. (codice colore A)	R.H. guard (color code A)	Protection D. (code couleur A)	Schutz R. (code farbe A)	Protección der. (codigo color A)	
	10	80A0 86523	1	Paramani Dx. (codice colore B)	R.H. guard (color code B)	Protection D. (code couleur B)	Schutz R. (code farbe B)	Protección der. (codigo color B)	
	10	80B0 86523	1	Paramani Dx. (codice colore C)	R.H. guard (color code C)	Protection D. (code couleur C)	Schutz R. (code farbe C)	Protección der. (codigo color C)	
	11	8000 86515	1	Vite	Screw	Vis	Schraube	Tornillo	
	12	62N1 15506	1	Rosetta	Washer	Rondelle	Scheibe	Arandela	
	13	8000 56359	2	Rosetta	Washer	Rondelle	Scheibe	Arandela	
	14	8000 61313	2	Dado	Nut	Ecrou	Mutter	Tuerca	
	15	8000 56444	1	Fascetta	Clamp	Collier	Schelle	Abrazadera	
	16	8CA0 50798	1	Vite	Screw	Vis	Schraube	Tornillo	
	17	8000 47662	2	Rosetta	Washer	Rondelle	Scheibe	Arandela	
	18	8000 87317	1	Paramani Sx. (codice colore A)	L.H. guard (color code A)	Protection G. (code couleur A)	Schutz L. (code farbe A)	Protección izq. (codigo color A)	
	18	80A0 87317	1	Paramani Sx. (codice colore B)	L.H. guard (color code B)	Protection G. (code couleur B)	Schutz L. (code farbe B)	Protección izq. (codigo color B)	
	18	80B0 87317	1	Paramani Sx. (codice colore C)	L.H. guard (color code C)	Protection G. (code couleur C)	Schutz L. (code farbe C)	Protección izq. (codigo color C)	
	19	61N1 15191	1	Dado	Nut	Ecrou	Mutter	Tuerca	
	20	8000 21480	4	Rosetta di tenuta	Washer	Rondelle	Scheibe	Arandela	
	21	8000 87053	1	Tubo mandata olio	Pipe	Tuyau	Rohr	Tubo	
	22	8000 71806	1	Guida cavo	Cable guide	Guide câble	Kabelführung	Guía-cable	
	23	8000 79070	1	Perno	Pin	Pivot	Bolzen	Perno	
	24	8000 62733	1	Vite (L=35 mm)	Screw	Vis	Schraube	Tornillo	
	24	8A00 69056	1	Vite (L=45 mm)	Screw	Vis	Schraube	Tornillo	
	25	8000 85998	1	Pinza freno	Brake caliper	Etrier frein	Bremssattel	Pinza	
	26	8000 57155	2	Bocchettone	Pipe union	Goulotte	Stutzen	Boca	
	27	8000 79065	1	Mollette lamierino	Spring kit	Kit ressort	Federgruppe	Grupo resorte	







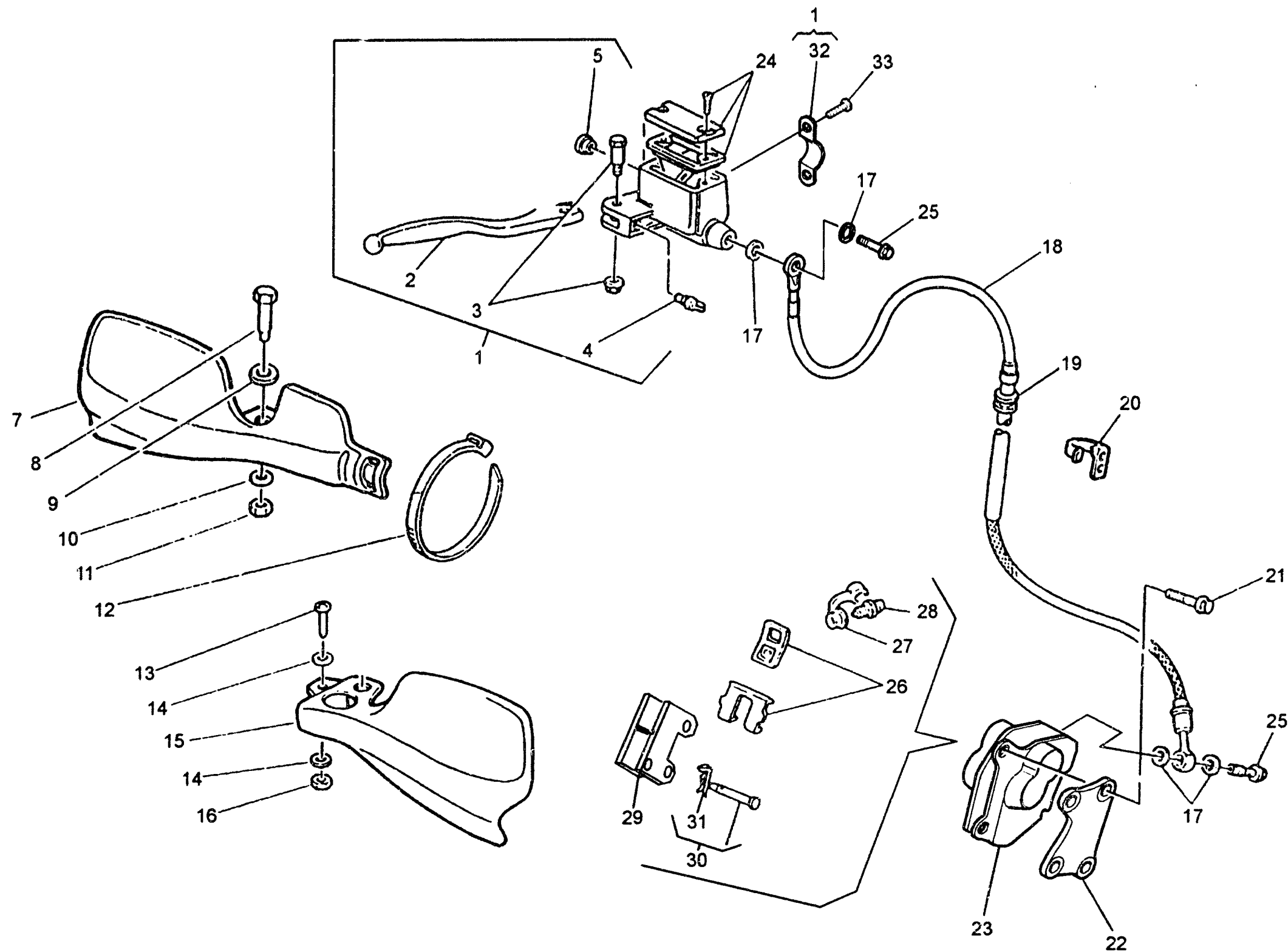
te 610 e / sm 610

TAVOLA  
DRAWING  
TABLE  
BILD  
TABLA

24

FRENO IDRAULICO ANTERIORE te 610 e - FRONTHYDRAULIC BRAKE te 610 e  
FREIN HYDRAULIQUE AVANT te 610 e - VORTERBREMSE te 610 e  
FRENO HIDRAULICO DELANTERA te 610 e

Note Notes Notes Mark Notas	Pos. No. N. Index Pos.	N. Cod. Code No. Nr. Code Code Nr N. Cod.	Q.tà Q.ty Q.te M.ge C.ad	DENOMINAZIONE	NAME	DESIGNATION	BESHREIBUNG	DENOMINACION	Validità Valdity Gültig Validez
	28	8000 53259	1	Parapolvere	Dust cover	Para poussière	Staubdeckel	Tapa retención polvo	
	29	8000 60404	1	Vite per spurgo	Bleeding set	Kit de revision curage	Reinigungsatz	Grupo revis. purga	
	30	8A00 74181	1	Coppia pastiglie	Pads pair	Paire plaquettes	Bremsbelagpaar	Pareja pastillas	
	31	8000 85999	1	Perno e copiglia	Pin kit	Kit pivot	Bolzengruppe	Grupo revis. purga	
	32	8000 62729	2	Vite	Screw	Vis	Schraube	Tornillo	
	33	8000 79066	1	Gruppo revisione cuffie	Caps revision set	Groupe revision capuchons	Kappa reparatursatz	Grupo revis. gorro	
	34	8000 90104	1	Piastrina	Plate	Plaquette	Plättchen	Placa	




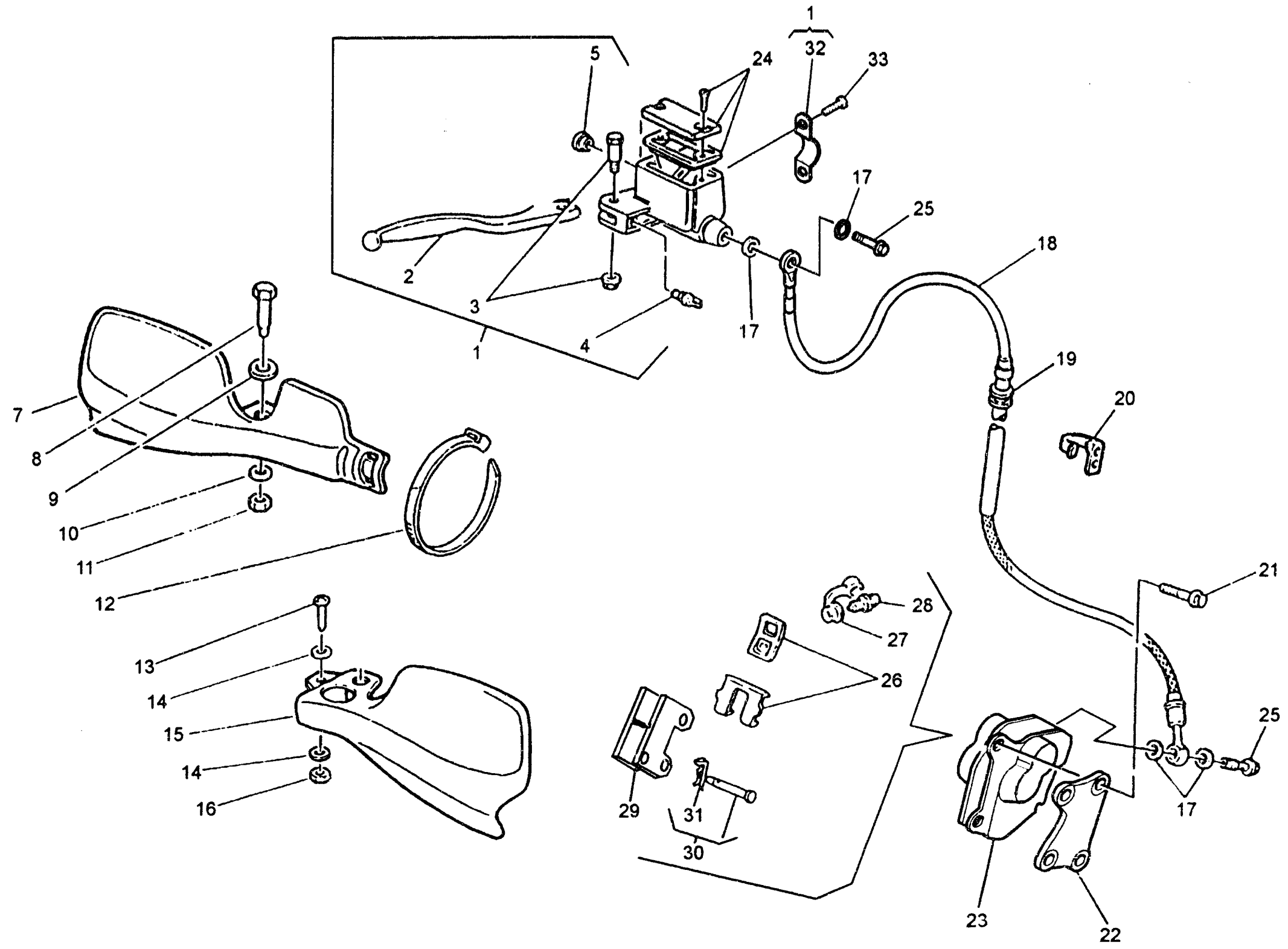


TAVOLA  
DRAWING  
TABLE  
BILD  
TABLA  
**24A**

**FRENO IDRAULICO ANTERIORE sm 610 - FRONTHYDRAULIC BRAKE sm 610**  
**FREIN HYDRAULIQUE AVANT sm 610 - VERTERBREMSE sm 610**  
**FRENO HIDRAULICO DELANTERA sm 610**

Note Notes Notas	Pos No Index Pos	N. Cod. Code No Nr. Code Code Nr N. Cod.	Q tà Q ty Q te M ge C ad	DENOMINAZIONE	NAME	DESIGNATION	BESHREIBUNG	DENOMINACION	Validità Validity Validité Gültig Validez
	1	8000 76024	1	Pompa comando freno ant.	Brake pump	Pompe frein	Bremspumpe	Bomba freno	
	2	8000 79067	1	Kit leva	Lever set	Kit revision levier	Hebelbolzensatz	Grupo revis. perno	
	3	8000 79070	1	Perno leva	Pin lever	Goujon levier	Bolzen Hebel	Perno palanca	
	4	8000 79071	1	Interruttore stop	Stop switch	Interrupteur stop	Stopschalter	Interruptor stop	
	5	8000 49654	1	Oblò	Inspection plug	Capuchon de inspection	Stopfen	Portilla	
	7	8000 86523	1	Paramani Dx. (codice colore A)	R.H. guard (color code A)	Protection D. (code couleur A)	Schutz R. (code farbe A)	Protección der. (codigo color A)	
	7	80A0 86523	1	Paramani Dx. (codice colore B)	R.H. guard (color code B)	Protection D. (code couleur B)	Schutz R. (code farbe B)	Protección der. (codigo color B)	
	7	80B0 86523	1	Paramani Dx. (codice colore C)	R.H. guard (color code C)	Protection D. (code couleur C)	Schutz R. (code farbe C)	Protección der. (codigo color B)	
	8	8000 86515	1	Vite	Screw	Vis	Schraube	Tornillo	
	9	62N1 15506	1	Rosetta	Washer	Rondelle	Scheibe	Arandela	
	10	8000 56359	2	Rosetta	Washer	Rondelle	Scheibe	Arandela	
	11	8000 61313	2	Dado	Nut	Ecrou	Mutter	Tuerca	
	12	8000 56444	1	Fascetta	Clamp	Collier	Schelle	Abrazadera	
	13	8CA0 50798	1	Vite	Screw	Vis	Schraube	Tornillo	
	14	8000 47662	2	Rosetta	Washer	Rondelle	Scheibe	Arandela	
	15	8000 87317	1	Paramani Sx. (codice colore A)	L.H. guard (color code A)	Protection G. (code couleur A)	Schutz L. (code farbe A)	Protección izq. (codigo color A)	
	15	80A0 87317	1	Paramani Sx. (codice colore B)	L.H. guard (color code B)	Protection G. (code couleur B)	Schutz L. (code farbe B)	Protección izq. (codigo color B)	
	15	80B0 87317	1	Paramani Sx. (codice colore C)	L.H. guard (color code C)	Protection G. (code couleur C)	Schutz L. (code farbe C)	Protección izq. (codigo color C)	
	16	61N1 15191	1	Dado	Nut	Ecrou	Mutter	Tuerca	
	17	8000 21480	4	Rosetta di tenuta	Washer	Rondelle	Scheibe	Arandela	
	18	8A00 87053	1	Tubo mandata olio	Pipe	Tuyau	Rohr	Tubo	
	19	8000 71806	1	Guida cavo	Cable guide	Guide câble	Kabelführung	Guía-cable	
	20	8000 90104	1	Piastrina	Plate	Plaque	Plättchen	Placa	
	21	8000 62797	4	Vite	Screw	Vis	Schraube	Tornillo	
	22	8000 88782	1	Piastra	Plate	Plaque	Plättchen	Placa	
	23	8000 88771	1	Pinza freno	Brake caliper	Etrier frein	Bremssattel	Pinza	
	24	8000 79069	1	Kit tappo	Plug kit	Bouchon kit	Verschluss Gruppe	Kit tapón	
	25	8000 57155	2	Bocchettone	Pipe union	Goulotte	Stutzen	Boca	
	26	8000 88776	1	Mollette lamierino	Spring kit	Kit ressort	Federgruppe	Grupo resorte	
	27	8000 88775	1	Parapolvere	Dust cover	Para poussière	Staubdeckel	Tapa retención polvo	
	28	8000 88774	1	Vite per spurgo	Screw	Vis	Schraube	Tornillo	
	29	8000 88772	1	Coppia pastiglie	Pads pair	Paire plaquettes	Bremsbelagpaar	Pareja pastillas	





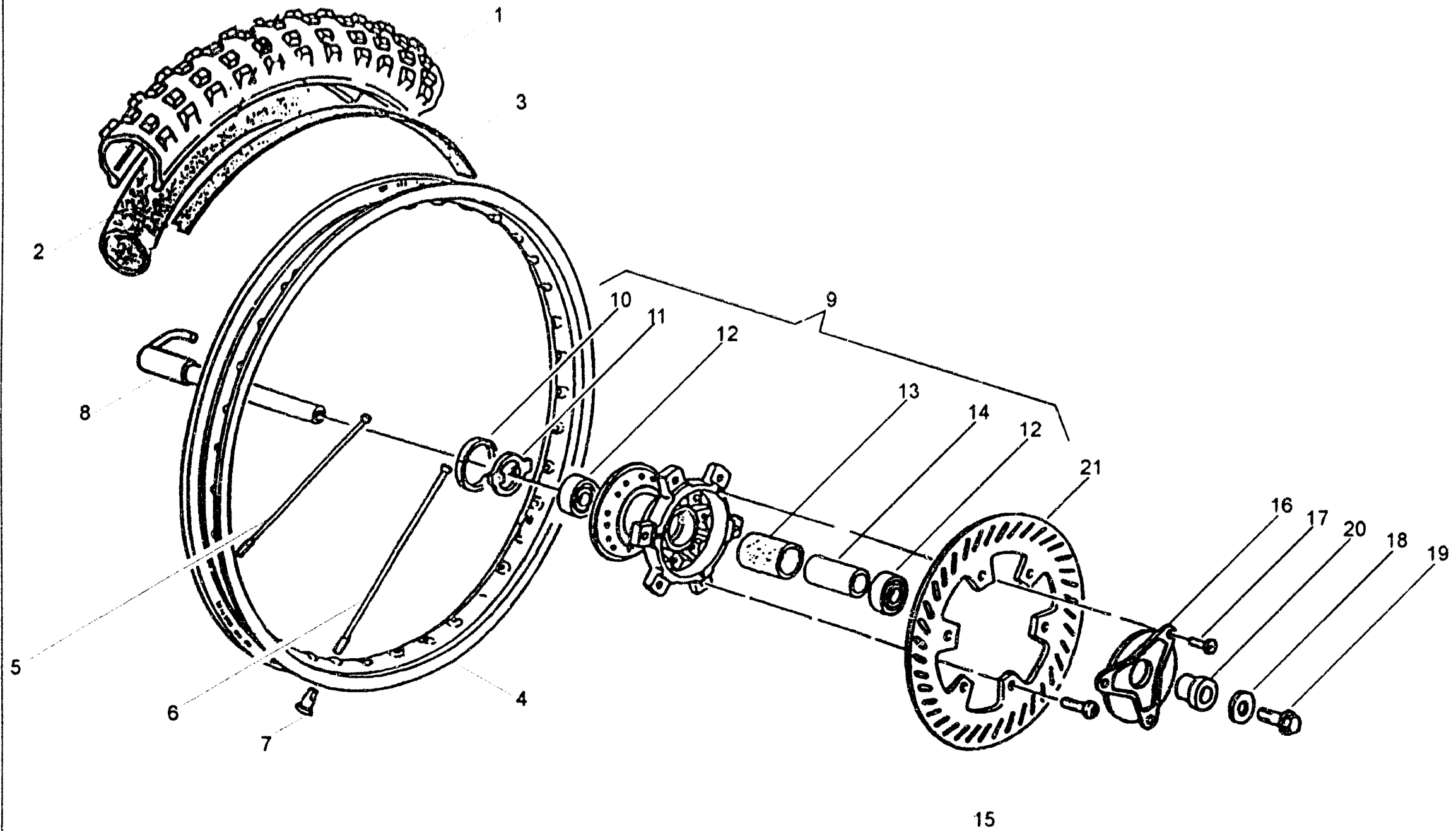
te 610 e / sm 610

TAVOLA  
DRAWING  
TABLE  
BILD  
TABLA

24A

FRENO IDRAULICO ANTERIORE sm 610 - FRONTHYDRAULIC BRAKE sm 610  
FREIN HYDRAULIQUE AVANT sm 610 - VERTERBREMSE sm 610  
FRENO HIDRAULICO DELANTERA sm 610

Note Notes Notes Marke Notas	Pos. No. N. Index Pos.	N. Cod. Code No. Nr. Code Code Nr N. Cod.	Q.tà Q.ty Q.te M.gs C.ad	DENOMINAZIONE	NAME	DESIGNATION	BESHREIBUNG	DENOMINACION	Validità Validity Gültig Validez
	30	8000 88773	1	Perno e copiglia	Pin kit	Kit pivot	Bolzengruppe	Grupo perno	
	31	8000 88777	1	Copiglia	Split pin	Goupille	Splint	Clavija	
	32	8000 79068	1	Cavallotto	U-bolt	Cavalier	Bügelbolzen	Caballette	
	33	8000 62729	2	Vite	Screw	Vis	Schraube	Tornillo	





te 610 e / sm 610

TAVOLA  
DRAWING  
TABLE  
BILD  
TABLA

25

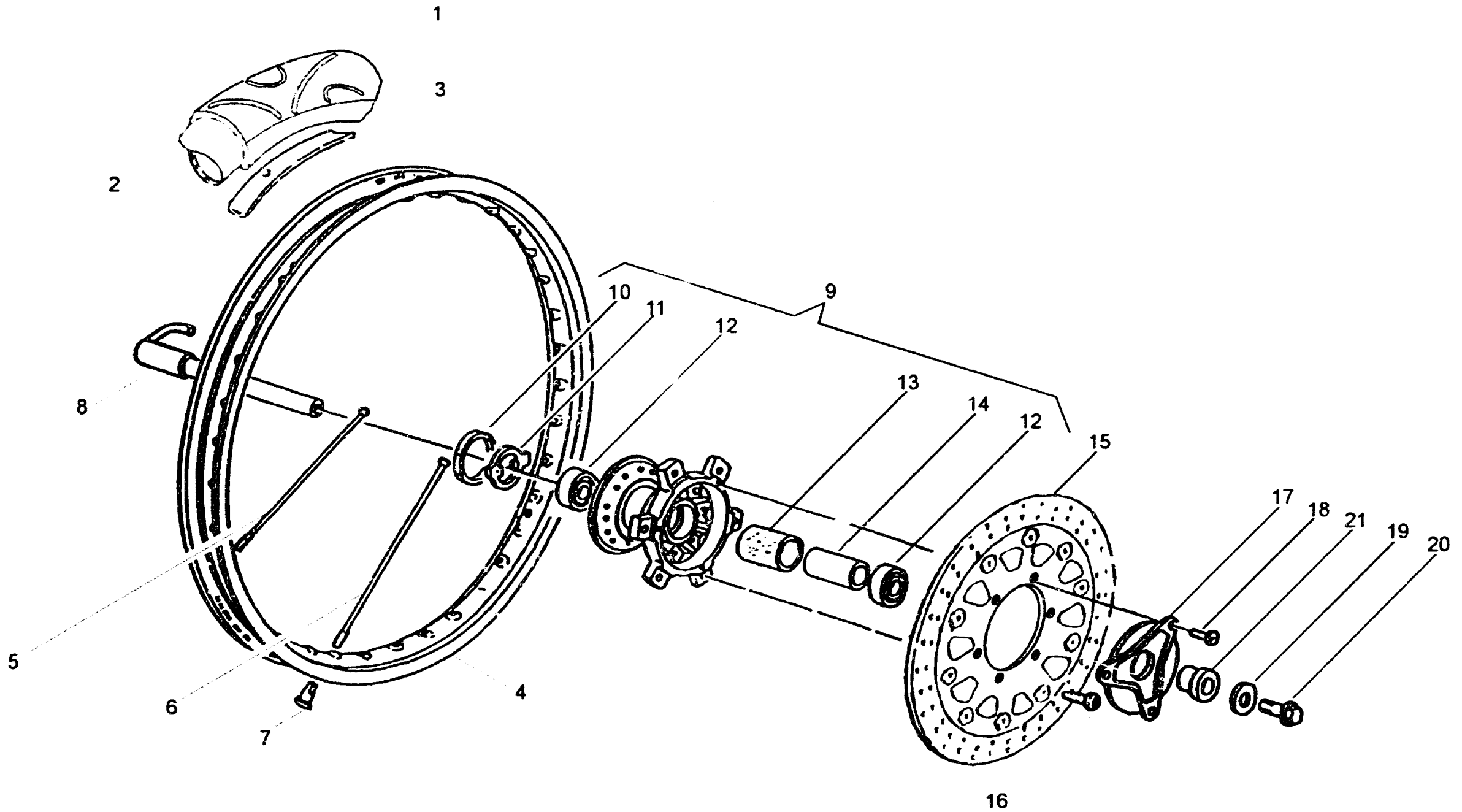
RUOTA ANTERIORE te 610 e - FRONT WHEEL te 610 e

ROUE AV. te 610 e - VORTERRAD te 610 e

RUEDA DELANTERA te 610 e

Note Notes Notes Marka Notas	Pos. No N. Index Pos.	N. Cod. Code No Nr. Code Code Nr N. Cod.	Q. la Q. ty Q. te M. ge G. ad	DENOMINAZIONE	NAME	DESIGNATION	BESHREIBUNG	DENOMINACION	Vahdta Vahdty Vahdte Guhig Vahdez
N	1	8000 69486	1	Pneumatico 90/90 21" Pirelli	Tyre	Pneu	Reifen	Neumático	
N	1	8000 86945	1	Pneumatico 90/90 21" Metzeler	Tyre	Pneu	Reifen	Neumático	
N	2	8000 18648	1	Camera d'aria Pirelli	Air tube	Chambre à air	Luftschlauch	Cámara de aire con válvula	
	3	8000 13346	1	Fascia copriraggi	Rim strip	Bande	Band	Banda	
	4	8000 75342	1	Cerchio	Rim	Jante	Felge	Llanta	
	5	8000 65285	18	Raggio Dx	Spoke R.	Bras D.	Speiche R.	Radio der.	
	6	8000 61014	18	Raggio Sx	Spoke L.	Bras G.	Speiche L.	Radio izq.	
	7	69N4 29004	36	Nipplo	Nipple	Nipple	Nippel	Nipple	
	8	8A00 75042	1	Perno ruota	Pin	Pivot	Bolzen	Perno rueda	
	9	8000 77744	1	Mozzo completo	Hub assy	Moyeau compl.	Radnabe, Kpl.	Cubo compl.	
	10	8000 51957	1	Anello di tenuta	Seal ring	Bague d'étanchéité	Dichtungsring	Anillo de retención	
	11	8000 77884	1	Anello trascinatore	Ring	Bague	Ring	Anillo	
	12	8000 39651	2	Cuscinetto a sfere	Ball bearing	Roulement à billes	Kugellager	Cojinete de bolas	
	13	1516 21501	1	Portadistanziale	Spacer holder	Porte-entretoise	Abstandstückhalter	Porta-distancial	
	14	8A00 74718	1	Distanziale	Spacer	Entretoise	Distanzstück	Separador	
	15	8A00 55241	6	Vite	Screw	Vis	Schraube	Tornillo	
	16	8B00 65572	1	Coperchio parapolvere	Dust cover	Pare poussière	Staubdeckel	Tapa retención polvo	
	17	8A00 62129	3	Vite	Screw	Vis	Schraube	Tornillo	
	18	8000 48772	1	Rosetta piana	Washer	Rondelle	Scheibe	Arandela	
	19	8000 48773	1	Vite	Screw	Vis	Schraube	Tornillo	
	20	8000 75043	1	Distanziale	Spacer	Entretoise	Distanzstück	Separador	
	21	8000 73226	1	Disco freno	Brake disc	Disque frein	Bremsscheibe	Disco freno	
N				Non fornito	Not supplied	Ne pas fournir	Nicht versorgt	Sin fornitura	







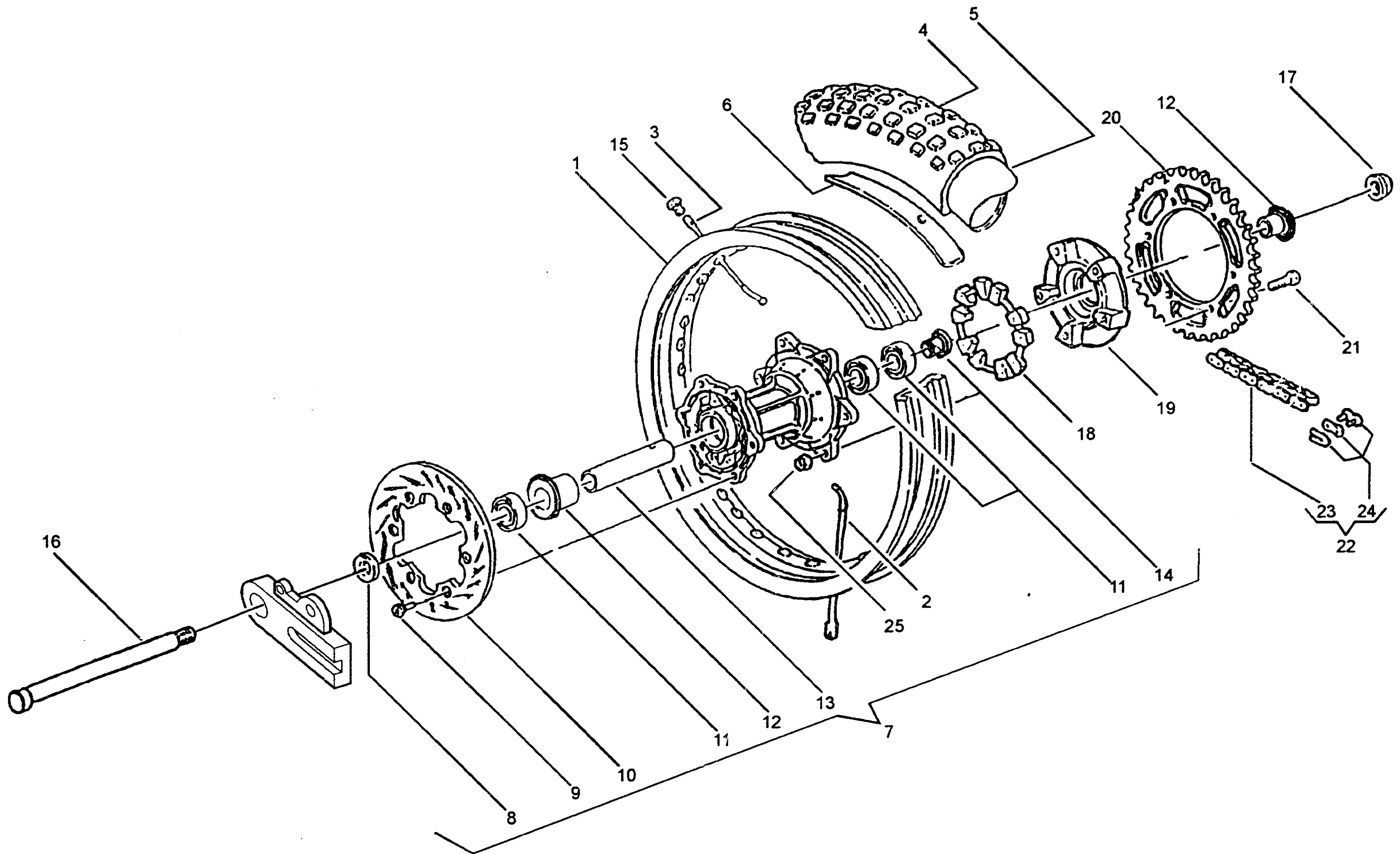
te 610 e / sm 610

TAVOLA  
DRAWING  
TABLE  
BILD  
TABLA

25A

RUOTA ANTERIORE sm 610 - FRONT WHEEL sm 610  
ROUE AV. sm 610 - VORTERRAD sm 610  
RUEDA DELANTERA sm 610

Note Notes Notas	Pos. No. Index Pos.	N. Cod. Code No. Nr. Code Code Nr N. Cod.	Q. tà Q. ty Q. te M. ge C. ad	DENOMINAZIONE	NAME	DESIGNATION	BESHREIBUNG	DENOMINACION	Validità Validity Validité Gültig Validez
N	1	8000 88675	1	Pneumatico 120/70 17" Pirelli	Tyre	Pneu	Reifen	Neumático	
N	2	8000 88739	1	Camera d'aria Pirelli	Air tube	Chambre à air	Luftschlauch	Cámara de aire con válvula	
	3	80B0 82879	1	Fascia copriraggi	Rim strip	Bande	Band	Banda	
	4	8000 88673	1	Cerchio ant.	Front rim	Jante avant	Vorderfelge	Llanta delantera	
	5	8000 88672	18	Raggio Dx	Spoke R.	Bras D.	Speiche R.	Radio der.	
	6	8000 88671	18	Raggio Sx	Spoke L.	Bras G.	Speiche L.	Radio izq.	
	7	69N4 29004	36	Nipplo	Nipple	Nipple	Nippel	Nipple	
	8	8A00 75042	1	Perno ruota	Pin	Pivot	Bolzen	Perno rueda	
	9	8000 77744	1	Mozzo completo	Hub assy	Moyeau compl.	Radnabe, Kpl.	Cubo compl.	
	10	8000 51957	1	Anello di tenuta	Seal ring	Bague d'étanchéité	Dichtungsring	Anillo de retención	
	11	8000 77884	1	Anello trascinatore	Ring	Bague	Ring	Anillo	
	12	8000 39651	2	Cuscinetto a sfere	Ball bearing	Roulement à billes	Kugellager	Cojinete de bolas	
	13	1516 21501	1	Portadistanziale	Spacer holder	Porte-entretoise	Abstandstückhalter	Porta-distancial	
	14	8A00 74718	1	Distanziale	Spacer	Entretoise	Distanzstück	Separador	
	15	8000 88770	1	Disco freno	Brake disc	Disque frein	Bremsscheibe	Disco freno	
	16	8A00 55241	6	Vite	Screw	Vis	Schraube	Tornillo	
	17	8B00 65572	1	Coperchio parapolvere	Dust cover	Pare poussière	Staubdeckel	Tapa retención polvo	
	18	8A00 62129	3	Vite	Screw	Vis	Schraube	Tornillo	
	19	8000 48772	1	Rosetta piana	Washer	Rondelle	Scheibe	Arandela	
	20	8000 48773	1	Vite	Screw	Vis	Schraube	Tornillo	
	21	8000 75043	1	Distanziale	Spacer	Entretoise	Distanzstück	Separador	
N				Non fornito	Not supplied	Ne pas fournir	Nicht versorgt	Sin fornitura	





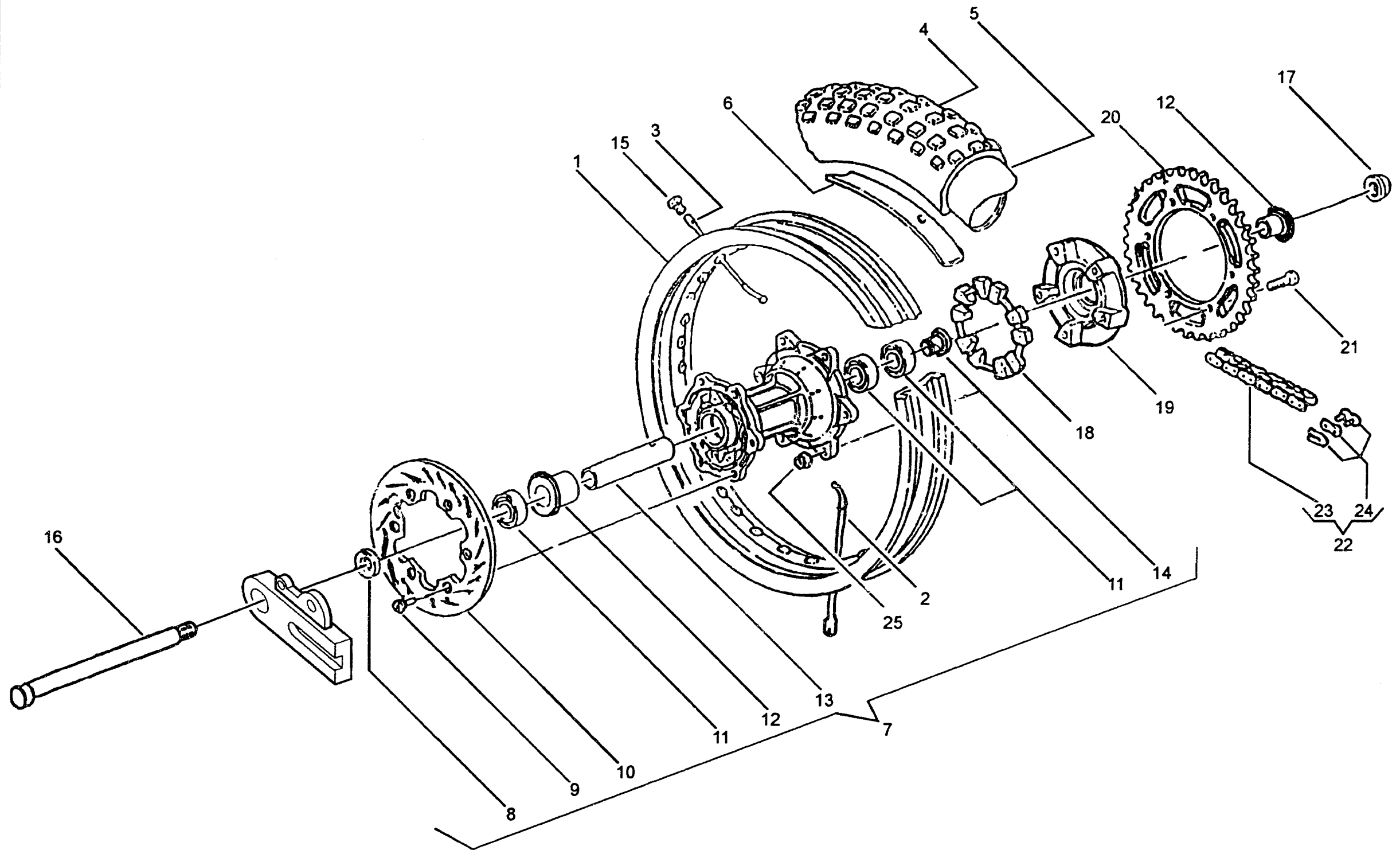
te 610 e / sm 610

TAVOLA  
DRAWING  
TABLE  
BILD  
TABLA

26

RUOTA POSTERIORE te 610 e - REAR WHEEL te 610 e  
ROUE ARRIERE te 610 e - HINTERRAD te 610 e  
RUEDA TRASERA te 610 e

Note Notes Notas	Pos. No. Index Pos.	N. Cod. Code No. Nr. Code Code Nr N. Cod.	Q.tà Q.ty M.ge C.ad	DENOMINAZIONE	NAME	DESIGNATION	BESHREIBUNG	DENOMINACION	Validità Validity Validité Gültig Validez
	1	8000 87078	1	Cerchio 2,5 x 18"	Rim	Jante	Felge	Llanta	
	2	8000 86936	18	Raggio lato freno	Spoke	Bras	Speiche	Radio	
	3	8000 86937	18	Raggio lato corona	Spoke	Bras	Speiche	Radio	
N	4	8000 85640	1	Pneumatico 140/80 - 18" Pirelli	Tyre	Pneu	Reifen	Neumático	
N	4	8A00 86945	1	Pneumatico 140/80 - 18" Metzeler	Tyre	Pneu	Reifen	Neumático	
N	5	8000 33607	1	Camera d'aria	Air tube	Chambre à air	Luftschlauch	Cámara de aire con válvula	
	6	8000 01688	1	Fascia copriraggi	Rim strip	Bande	Band	Banda	
	7	8000 87115	1	Mozzo completo	Hub assy	Moyeau compl.	Radnabe, Kpl.	Cubo compl.	
	8	8000 71570	1	Anello di tenuta	Seal ring	Bague d'étanchéité	Dichtungsring	Anillo de retención	
	9	8000 55878	6	Vite	Screw	Vis	Schraube	Tornillo	
	10	8000 73225	1	Disco freno (Ø = 220)	Brake disc (Acc. Inox)	Disque frein (Acc. Inox)	Bremsscheibe (Acc. Inox)	Disco freno (Acc. Inox)	
	11	8B00 26846	3	Cuscinetto	Bearing	Roulement	Kugellager	Cojinete	
	12	8000 86940	1	Distanziale	Spacer	Entretoise	Distanzstück	Separador	
	13	8000 86938	1	Distanziale	Spacer	Entretoise	Distanzstück	Separador	
	14	8000 86939	1	Distanziale	Spacer	Entretoise	Distanzstück	Separador	
	15	69N4 29005	36	Nipplo	Nipple	Nipple	Nippel	Nipple	
	16	8C00 72621	1	Perno	Pin	Pivot	Bolzen	Perno	
	17	8000 64301	1	Dado	Nut	Ecrou	Mutter	Tuerca	
	18	8000 82075	1	Tampone parastrappi	Flexible coupling	Piece caoutchouc	Gummidämpfer	Para-tirones	
	19	8000 86952	1	Ass. flangia	Flange	Bride	Flansch	Brida	
	20	8A00 85291	1	Corona Z = 43	Ring gear	Couronne	Kranz	Corona	
	20	8B00 85291	1	Corona Z = 44	Ring gear	Couronne	Kranz	Corona	
I	20	8C00 85291	1	Corona Z = 45	Ring gear	Couronne	Kranz	Corona	
	20	8D00 85291	1	Corona Z = 46	Ring gear	Couronne	Kranz	Corona	
	20	8E00 85291	1	Corona Z = 47	Ring gear	Couronne	Kranz	Corona	
	21	8B00 40796	6	Vite	Screw	Vis	Schraube	Tornillo	
	22	8000 65442	1	Ass. catena REGINA	Chain assy	Chaîne compl.	Kette kpl.	Cadena compl.	
	22	8E00 79783	1	Ass. catena DID	Chain assy	Chaîne compl.	Kette kpl.	Cadena compl.	
	23	8000 75098	1	Catena REGINA	Chain	Chaîne	Kette	Cadena	
	23	8A00 79784	1	Catena DID	Chain	Chaîne	Kette	Cadena	
	24	8000 65464	1	Giunto per catena REGINA	Coupling	Joint	Kupplung	Junta	
	24	8000 79789	1	Giunto per catena DID	Coupling	Joint	Kupplung	Junta	





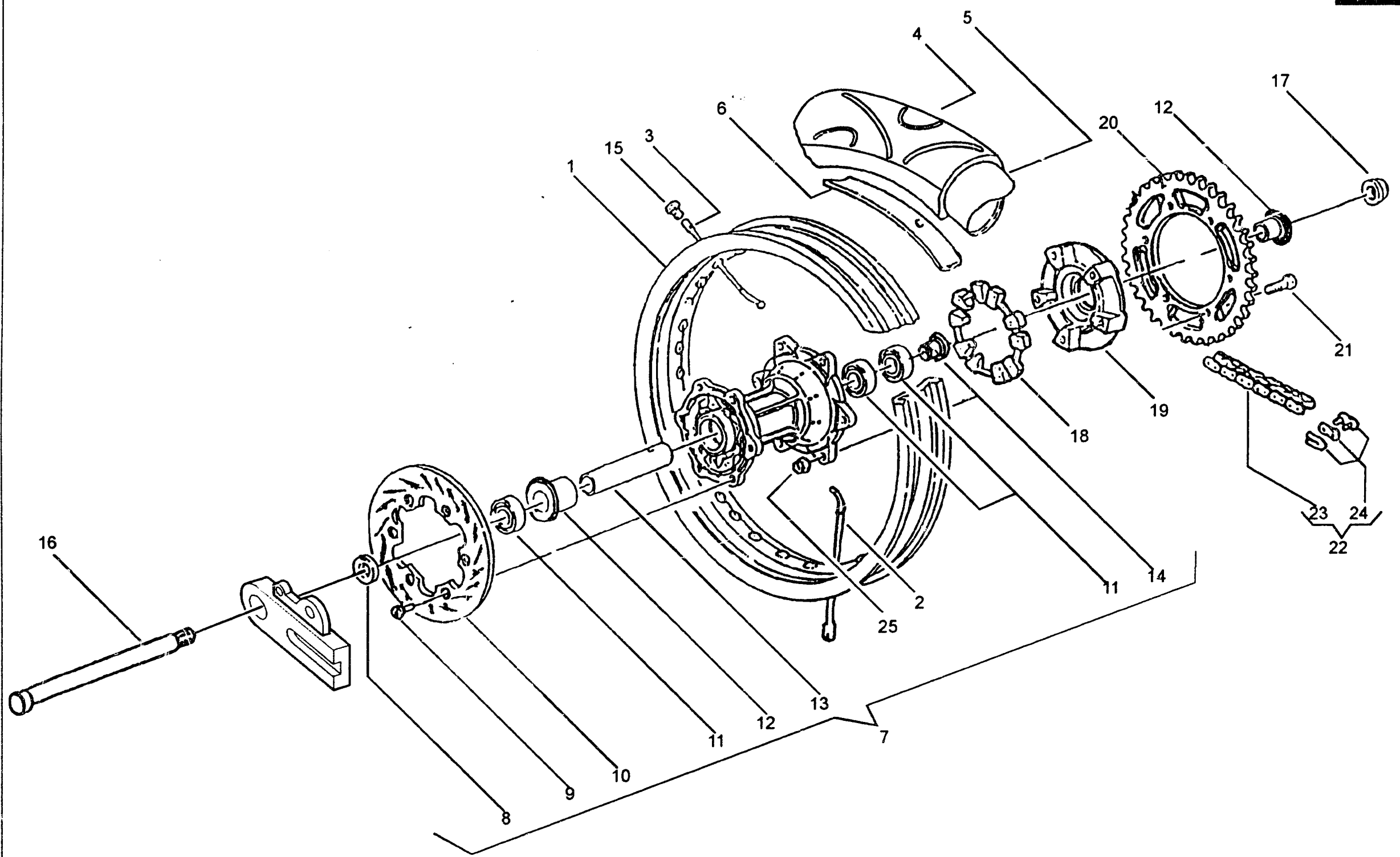
te 610 e / sm 610

TAVOLA  
DRAWING  
TABLE  
BILD  
TABLA

26

RUOTA POSTERIORE te 610 e - REAR WHEEL te 610 e  
ROUE ARRIERE te 610 e - HINTERRAD te 610 e  
RUEDA TRASERA te 610 e

Note Notes Notes Mark Notas	Pos. No. N. Index Pos.	N. Cod. Code No. Nr. Code Code Nr N. Cod.	Q.tà Q.ty Q.te M.ge C.ad	DENOMINAZIONE	NAME	DESIGNATION	BESHREIBUNG	DENOMINACION	Validità Validity Validité Gültig Validez
N I	25	8000 43928	6	Dado Non fornito Di serie su modello te 610 e	Nut Not supplied Supplied for te 610 e .nodel	Ecrou Ne pas fournit De série pour modèle te 610 e	Mutter Nicht versorgt Standard für te 610 e modell	Tuerca Sin fornitura De serie por modelo te 610 e	





te 610 e / sm 610

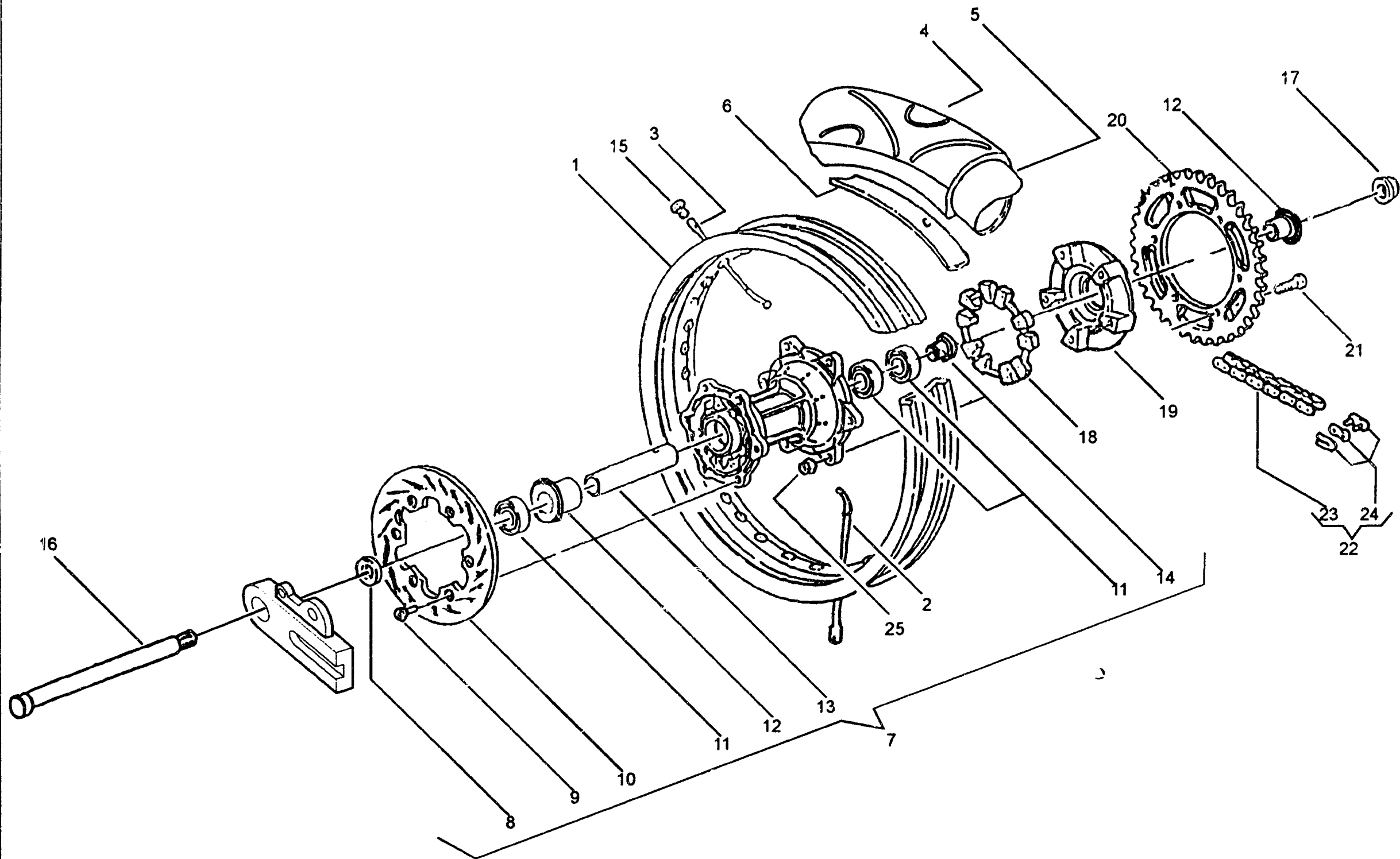
TAVOLA  
DRAWING  
TABLE  
BILD  
TABLA

26A

RUOTA POSTERIORE sm 610 - REAR WHEEL sm 610  
ROUE ARRIERE sm 610 - HINTERRAD sm 610  
RUEDA TRASERA sm 610

Note Notes Notas	Pos. No. N. Index Pos.	N. Cod. Code No. Nr. Code Code Nr N. Cod.	Q.tà Q.ty Q.te M.ge C.ad	DENOMINAZIONE	NAME	DESIGNATION	BESHREIBUNG	DENOMINACION	Valdria Vaidry Validé Gültig Valdez
	1	8000 88678	1	Cerchio 4,25 x 17"	Rim	Jante	Felge	Llanta	
	2	8000 88780	18	Raggio lato freno	Spoke	Bras	Speiche	Radio	
	3	8000 88781	18	Raggio lato corona	Spoke	Bras	Speiche	Radio	
N	4	8000 88680	1	Pneumatico 150/60 - 17" Pirelli	Tyre	Pneu	Reifen	Neumático	
N	5	8000 51862	1	Camera d'aria	Air tube	Chambre à air	Luftschlauch	Cámara de aire con válvula	
	6	8B00 82879	1	Fascia copriraggi	Rim strip	Bande	Band	Banda	
	7	8000 87115	1	Mozzo completo	Hub assy	Moyeau compl.	Radnabe, Kpl.	Cubo compl.	
	8	8000 71570	1	Anello di tenuta	Seal ring	Bague d'étanchéité	Dichtungsring	Anillo de retención	
	9	8000 55878	6	Vite	Screw	Vis	Schraube	Tornillo	
	10	8000 73225	1	Disco freno (Ø = 220)	Brake disc (Acc. Inox)	Disque frein (Acc. Inox)	Bremsscheibe (Acc. Inox)	Disco freno (Acc. Inox)	
	11	8B00 26846	3	Cuscinetto	Bearing	Roulement	Kugellager	Cojinete	
	12	8000 86940	1	Distanziale	Spacer	Entretoise	Distanzstück	Separador	
	13	8000 86938	1	Distanziale	Spacer	Entretoise	Distanzstück	Separador	
	14	8000 86939	1	Distanziale	Spacer	Entretoise	Distanzstück	Separador	
	15	69N4 29005	36	Nipplo	Nipple	Nipple	Nippel	Nipple	
	16	8C00 72621	1	Perno	Pin	Pivot	Bolzen	Perno	
	17	8000 64301	1	Dado	Nut	Ecrou	Mutter	Tuerca	
	18	8000 82075	1	Tampone parastrappi	Flexible coupling	Piece caoutchouc	Gummidämpfer	Para-tirones	
	19	8000 86952	1	Ass. flangia	Flange	Bride	Flansch	Brida	
	20	8A00 85291	1	Corona Z = 43	Ring gear	Couronne	Kranz	Corona	
	20	8B00 85291	1	Corona Z = 44	Ring gear	Couronne	Kranz	Corona	
S	20	8C00 85291	1	Corona Z = 45	Ring gear	Couronne	Kranz	Corona	
	20	8D00 85291	1	Corona Z = 46	Ring gear	Couronne	Kranz	Corona	
	20	8E00 85291	1	Corona Z = 47	Ring gear	Couronne	Kranz	Corona	
	21	8B00 40796	6	Vite	Screw	Vis	Schraube	Tornillo	
	22	8000 65442	1	Ass. catena REGINA	Chain assy	Chaîne compl.	Kette kpl.	Cadena compl.	
	22	8E00 79783	1	Ass. catena DID	Chain assy	Chaîne compl.	Kette kpl.	Cadena compl.	
	23	8000 75098	1	Catena REGINA	Chain	Chaîne	Kette	Cadena	
	23	8A00 79784	1	Catena DID	Chain	Chaîne	Kette	Cadena	
	24	8000 65464	1	Giunto per catena REGINA	Coupling	Joint	Kupplung	Junta	
	24	8000 79789	1	Giunto per catena DID	Coupling	Joint	Kupplung	Junta	
	25	8000 43928	6	Dado	Nut	Ecrou	Mutter	Tuerca	







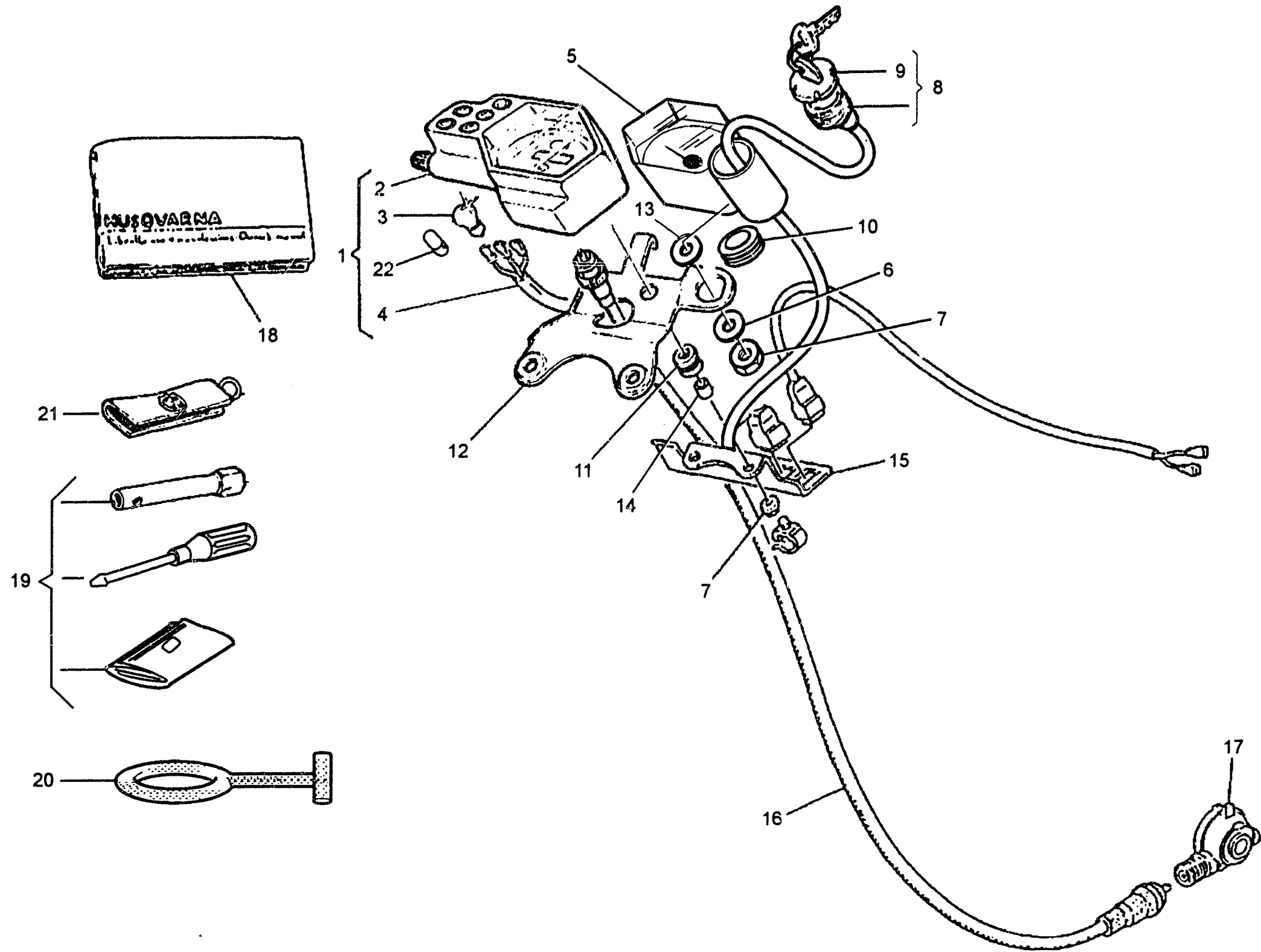
te 610 e / sm 610

TAVOLA  
DRAWING  
TABLE  
BILD  
TABLA

26A

RUOTA POSTERIORE sm 610 - REAR WHEEL sm 610  
ROUE ARRIERE sm 610 - HINTERRAD sm 610  
RUEDA TRASERA sm 610

Note Notes Marka Notas	Pos. No. N. Index Pos.	N. Cod. Code No. Nr. Code Code Nr. N. Cod.	Q.tà Q.ty Q.te M.ge C.ad	DENOMINAZIONE	NAME	DESIGNATION	BESHREIBUNG	DENOMINACION	Validità Validity Validité Gültig Validez
N S				Non fornito Di serie su modello sm 610	Not supplied Supplied for sm 610 model	Ne pas fournit De série pour modèle sm 610	Nicht versorgt Standard für sm 610 modell	Sin fornitura De serie por modelo sm 610	





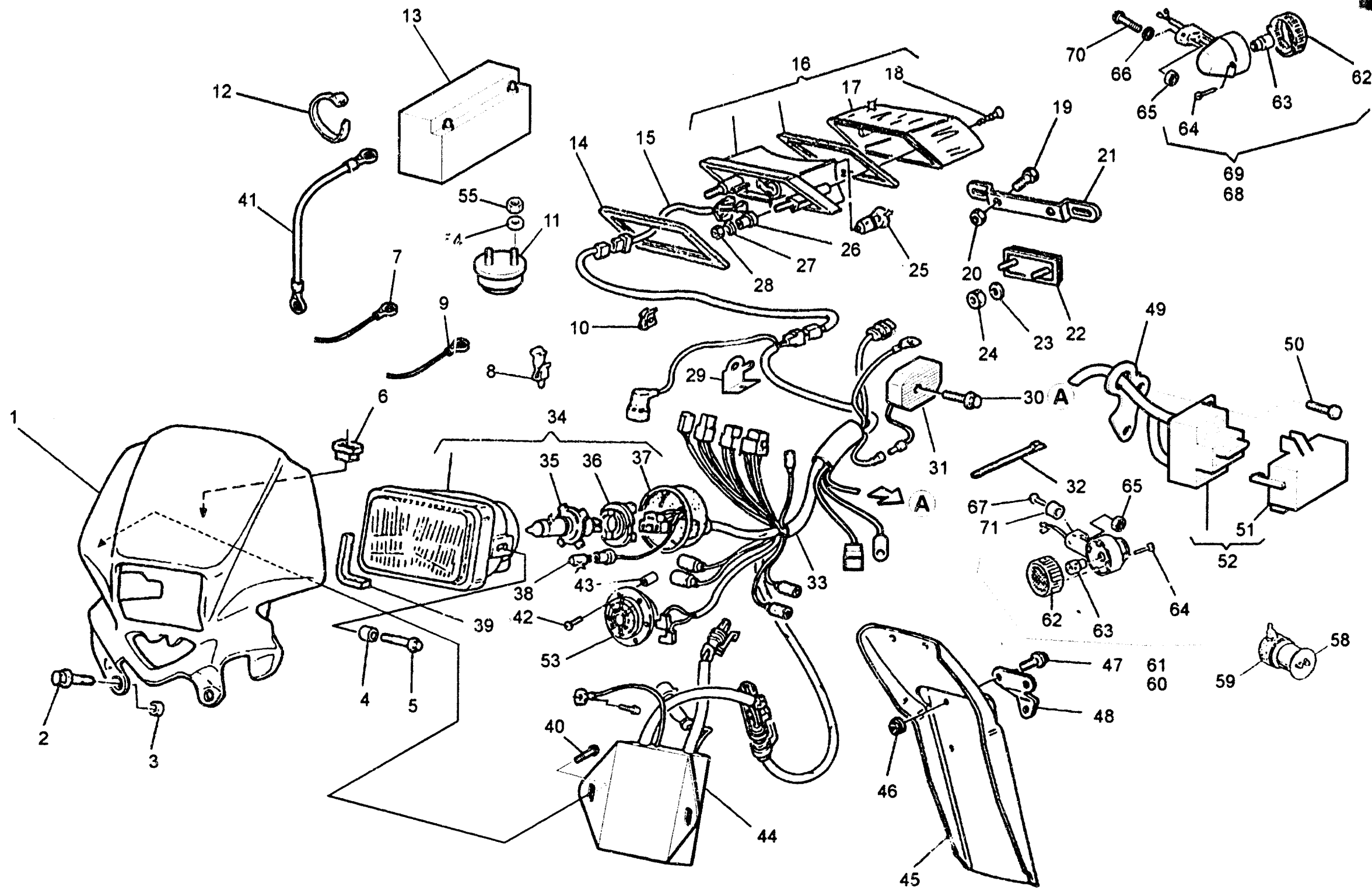
te 610 e / sm 610

TAVOLA  
DRAWING  
TABLE  
BILD  
TABLA

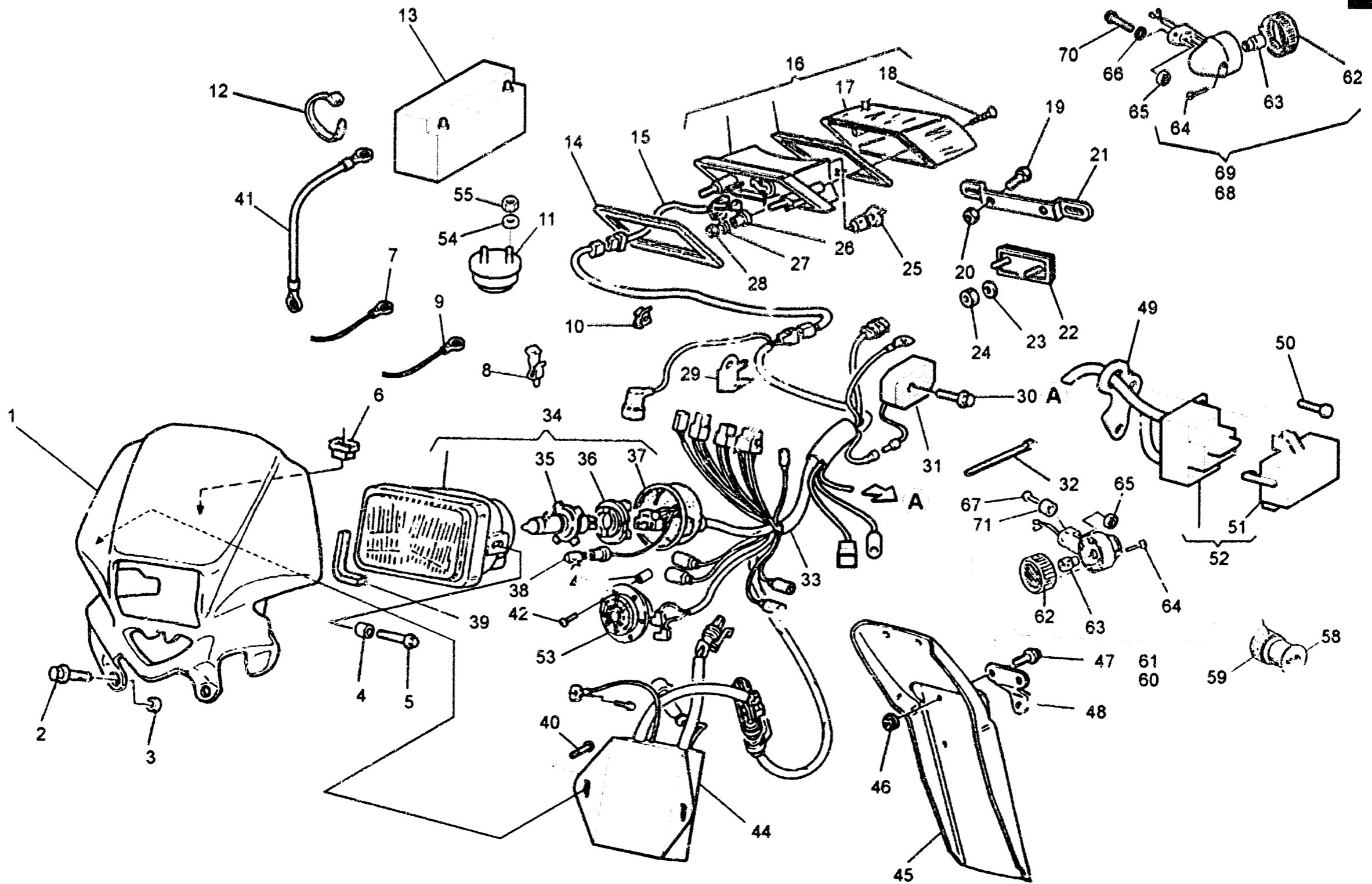
27

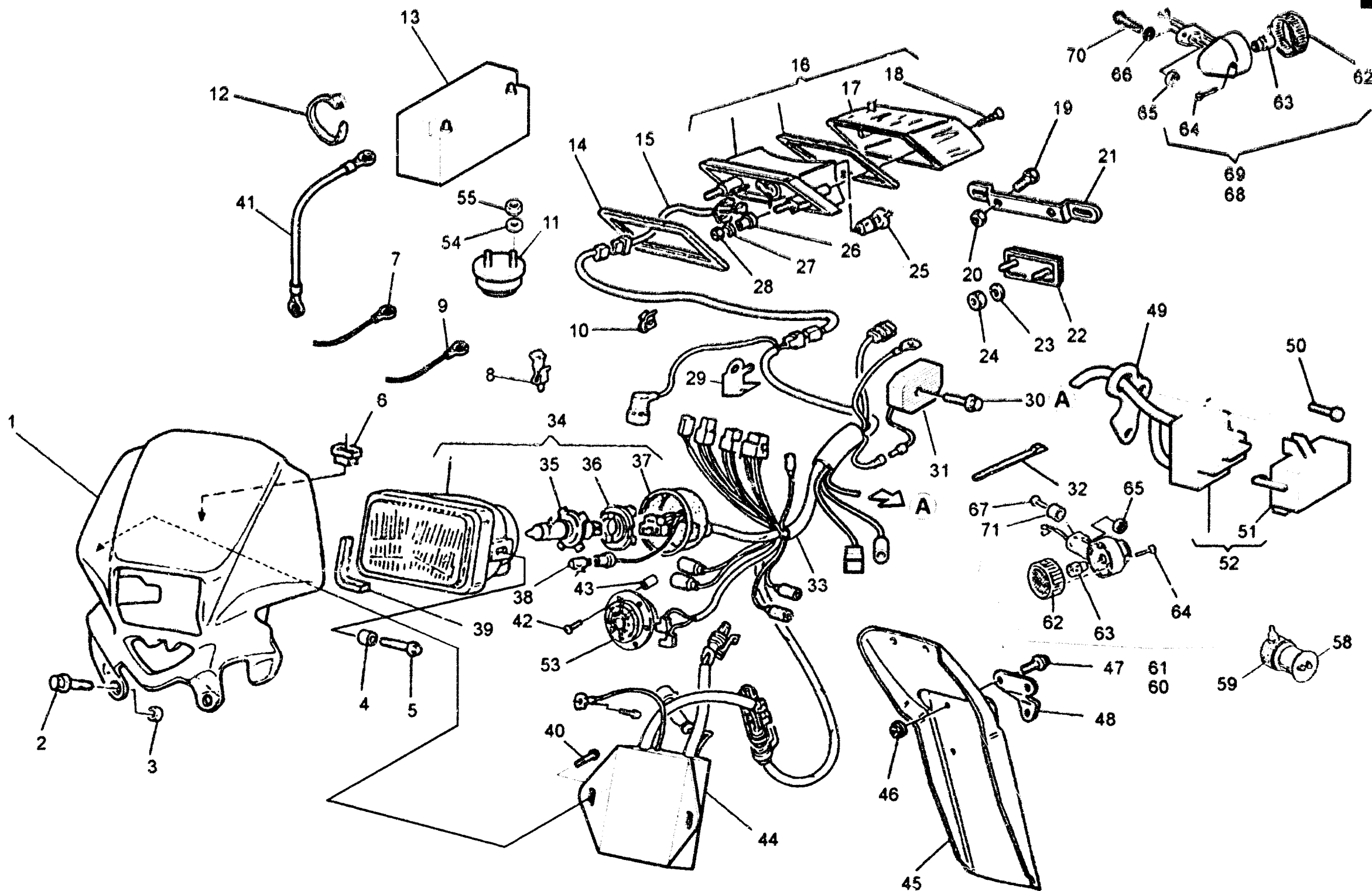
CONTACHILOMETRI, LIBRETTO USO MANUTENZIONE - SPEEDMETER, OWNER'S MANUAL  
 COMPTE-KILOMETRES, EMPLOI D'ENTRETIEN - TACHOMETER, BETRIEBSANLEITUNG  
 CUENTA-KILOMETROS, FOLLETO DE INSTRUCCIONES

Note Notes Notas	Pos. No. Index Pos.	N. Cod. Code No. Nr. Code Code Nr N. Cod.	Q.tà Q.ty Q.te M.ge C.ad	DENOMINAZIONE	NAME	DESIGNATION	BESHREIBUNG	DENOMINACION	Validità Validity Validité Gültig Validez
	1	8000 87085	1	Ass. contachilometri	Speedometer assy	Compteur-km. compl.	Tachometer kpl.	Cuenta-kilómetros compl.	
	2	8000 87086	1	Contachilometri	Odometer	Compteur-km.	Tachometer	Cuenta-kilómetros	
	3	8000 20602	5	Lampadina 12V/1,2W	Lamp	Lampe	Lampe	Lamparilla	
	4	8000 88463	1	Cavi	Cable	Cable	Kabel	Cable	
	5	8000 87087	1	Contagiri	Rev. counter	Compte-tours	Drehzahlmesser	Cuenta-Revoluciones	
	6	8000 47332	2	Rosetta	Washer	Rondelle	Scheibe	Arandela	
	7	8000 61313	4	Dado	Nut	Ecrou	Mutter	Tuerca	
	8	8000 74259	1	Interr. accensione completo	Ignition switch assy	Interrupteur pour allum. comp.	Schalter, Kpl.	Interruptor encendido compl.	
	9	8000 74258	1	Ghiera	Ring nut	Embout	Nutmutter	Virola	
	10	8000 50569	1	Distanziale	Spacer	Entretoise	Distanzstück	Separador	
	11	8000 62651	4	Antivibrante	Silent-block	Antivibration	Schwingungsdämpfer	Anti-vibrador	
	12	8000 87121	1	Piastra	Plate	Plaque	Platte	Placa	
	13	80B0 56359	2	Rosetta	Washer	Rondelle	Scheibe	Arandela	
	14	8000 25053	4	Distanziale	Spacer	Entretoise	Distanzstück	Separador	
	15	8000 85154	1	Piastra	Plate	Plaque	Platte	Placa	
	16	8000 71759	1	Trasmissione contachilometri	Speedometer cable	Câble compteur-km	Tachokabel	Cable cuenta-kilómetros	
S	17	8000 88386	1	Rinvio contachilometri	Odometer transm.	Renvoi compte-km.	Vorgelege Kilometerzähler	Reenvio cuenta-kilómetros	
T	17	8000 77827	1	Rinvio contachilometri	Odometer transm.	Renvoi compte-km.	Vorgeiege Kilometerzähler	Reenvio cuenta-kilómetros	
	18	8000 87096	1	Libretto uso e manutenzione	Owner's manual	Emploi d'entretien	Betriebsanleitung	Manual de uso y mantenimiento	
	19	8000 87106	1	Borsa completa	Tool bag	Trousse à outils	Werkzeugtasche	Bolsa compl.	
	20	8000 31981	1	Elastico	Elastic	Elastique	Elastisch	Elástico	
D	21	8000 87118	1	Porta chiavi	Key-ring	Porte-clefs	Schlüsselring	Llavero	
	22	8000 60033	2	Lampadina 12V/2W	Lamp	Lampe	Lampe	Lamparilla	
D				In dotazione	To issue	En necessaire	Ausrüstungsteille	En dotación	
S				Modello sm 610	sm 610 model	Modèle sm 610	Modell sm 610	Modelo sm 610	
T				Modello te 610 e	te 610 e model	Modèle te 610 e	Modell te 610 e	Modelo te 610 e	



Note Notes Markel Notas	Pos No. N. Index Pos.	N. Cod. Code No. Nr. Code Code Nr N. Cod.	Q. tà Q. ty Q. te M. ge C. ad	DENOMINAZIONE	NAME	DESIGNATION	BESHREIBUNG	DENOMINACION	Validità Validity Validité Gültig Validez
	1	80B0 87060	1	Cupolino (codice colore A)	Fairing (color code A)	Carenage (code couleur A)	Verkleidung (Code Farbe A)	Cúpula (codigo color A)	
	1	80D0 87060	1	Cupolino (codice colore B)	Fairing (color code B)	Carenage (code couleur B)	Verkleidung (Code Farbe B)	Cúpula (codigo color B)	
	1	80E0 87060	1	Cupolino (codice colore C)	Fairing (color code C)	Carenage (code couleur C)	Verkleidung (Code Farbe C)	Cúpula (codigo color C)	
	2	8000 62730	2	Vite	Screw	Vis	Schraube	Tornillo	
	3	8A00 69429	2	Bussola	Bushing	Douille	Buchse	Manguito	
	4	8B00 69429	2	Distanziale	Spacer	Entretoise	Distanzstück	Separador	
	5	8000 62728	2	Vite	Screw	Vis	Schraube	Tornillo	
	6	8000 50808	1	Gommino	Rubber pad	Pièce caoutchouc	Gummistück	Junta de goma	
	7	8000 87253	1	Cavo Motore-Teleruttore	Cable	Cable	Kabel	Cable	
	8	8000 58207	1	Passacavo	Fairlead	Passe-câble	Kabelführung	Prensa-cable	
	9	8000 87254	1	Cavo Teleruttore-Batteria	Cable	Cable	Kabel	Cable	
	10	8000 72494	1	Passacavo	Fairlead	Passe-câble	Kabelführung	Prensa-cable	
	11	3974 0011A	1	Teleruttore	Remote switch	Telerupteur	Fernshalter	Telerruptor	
	12	8000 71578	2	Fascetta	Clamp	Collier	Schelle	Banda	
	13	8000 77623	1	Accumulatore YUASA	Battery	Batterie	Batterie	Batería	
	14	8000 66479	1	Guarnizione	Gasket	Garniture	Dichtung	Junta	
	15	8000 70277	1	Cavo posteriore	Cable	Cable	Kabel	Cable	
	16	8000 65555	1	Fanale posteriore completo	Tail light	Feux arrière	Hinterleuchte	Faro trasero	
	17	8000 66480	1	Lente	Lens	Loupe	Linse	Lente	
	18	8000 66482	2	Vite	Screw	Vis	Schraube	Tornillo	
	19	8000 62727	2	Vite	Screw	Vis	Schraube	Tornillo	
	20	8000 44240	2	Dado	Nut	Ecrou	Mutter	Tuerca	
	21	8A00 66223	1	Staffa	Bracket	Etrier	Buegel	Brida	
	22	8000 73834	1	Catadiottro	Reflector	Catadioptrique	Ruckstrahler	Catafaros	
	23	62N1 15547	2	Rosetta	Washer	Rondelle	Scheibe	Arandela	
	24	8000 40717	2	Dado	Nut	Ecrou	Mutter	Tuerca	
	25	8000 18246	1	Lampada	Lamp	Lampe	Lampe	Lamparilla	
	26	8000 62416	2	Distanziale	Spacer	Entretoise	Distanzstück	Separador	
	27	62N1 15549	2	Rosetta piana	Washer	Rondelle	Scheibe	Arandela	
	28	8000 44240	2	Dado	Nut	Ecrou	Mutter	Tuerca	
	29	8000 85153	1	Piastrina	Plate	Plaquette	Plättchen	Placa	
	30	8000 62728	1	Vite	Screw	Vis	Schraube	Tornillo	







Note Notes Mark Notas	Pos. No. N Index Pos.	N Cod. Code No. Nr. Code Code Nr. N. Cod.	Q ta Q ty Q te M ge C ad	DENOMINAZIONE	NAME	DESIGNATION	BESHREIBUNG	DENOMINACION	Validità Validity Validité Gültig Validez
	31	8000 80005	1	Regolatore di tensione	Voltage rectifier	Régulateur de tension	Spannungsregler	Regulador de tensión	
	32	8000 56444	4	Fascetta	Clamp	Collier	Schelle	Banda	
	33	8000 85673	1	Gruppo principale cavi	Cable assy	Cables compl.	Kabel Kpl.	Grupo principal cables	
	34	8000 70280	1	Gruppo ottico completo CEV	Optical group CEV	Groupe optique CEV	Optische Gruppe CEV	Grupo óptico CEV	
	34	8000 87562	1	Gruppo ottico completo ECIE	Optical group ECIE	Groupe optique ECIE	Optische ECIE	Grupo óptico ECIE	
	34	8000 90197	1	Gruppo ottico completo (GB-AUS)	Optical group (GB-AUS)	Groupe optique (GB-AUS)	Optische (GB-AUS)	Grupo óptico (GB-AUS)	
	35	8000 42946	1	Lampada	Lamp	Lampe	Lampe	Lamparilla	
	36	8000 42926	1	Portalampada	Lamp holder	Douille	Lampenfassung	Porta-lamparilla	
	37	8000 70282	1	Cuffia in gomma	Boot	Poussière	Gummihaube	Gorro de protección en goma	
	38	8000 36727	2	Lampada	Lamp	Lampe	Lampe	Lamparilla	
	39	8000 88139	1	Guarnizione	Gasket	Garniture	Dichtung	Junta	
	40	8000 89069	1	Vite	Screw	Vis	Schraube	Tornillo	
	41	8000 87255	1	Cavetto di massa	Cable	Cable	Kabel	Cable	
	42	8000 62727	1	Vite	Screw	Vis	Schraube	Tornillo	
	43	8000 40346	1	Distanziale per avvisatore acustico	Spacer	Entretoise	Distanzstück	Separador	
	44	8000 80006	1	Centralina elettronica	Electronic device	Dispositif électronique	Zóndelektronik	Centralina electrónica	
	45	8000 70239	1	Paraspruzzi	Rear end	Terminal	Hinterkiff	Para rociada	
	46	8000 44240	2	Dado	Nut	Ecrou	Mutter	Tuerca	
	47	8000 62726	2	Vite	Screw	Vis	Schraube	Tornillo	
	48	8000 70279	1	Piastra	Plate	Plaque	Platte	Placa	
	49	8000 86073	1	Piastrina portafusibili	Plate	Plaque	Platte	Placa	
	50	8000 67997	2	Vite	Screw	Vis	Schraube	Tornillo	
	51	8000 49887	1	Coperchio protezione	Cover	Couvercle	Deckel	Tapa	
	52	8000 58400	1	Blocchetto portafusibili	Fuses block	Bloc Fusibles	Sicherungsblock	Bloque porta-fusibles	
	53	8A00 75934	1	Avvisatore acustico	Horn	Klaxon	Hupe	Avisador Acústico	
	54	62N115767	2	Rosetta	Washer	Rondelle	Scheibe	Arandela	
	55	61N1 15062	2	Dado	Nut	Ecrou	Mutter	Tuerca	
	58	8000 70028	1	Intermittenza	Flash device	Intermittence	Blinkgeber	Intermitencia	
	59	8000 70031	1	Supporto elastico	Support	Support	Halterung	Soporte	
	60	8A00 88336	1	Indicatore anteriore dx.	Blinker	Clignotant	Blinker	Intermitente	
	61	8000 88337	1	Indicatore anteriore sx.	Blinker	Clignotant	Blinker	Intermitente	
	62	8000 73591	4	Lente	Lens	Loupe	Linse	Lente	



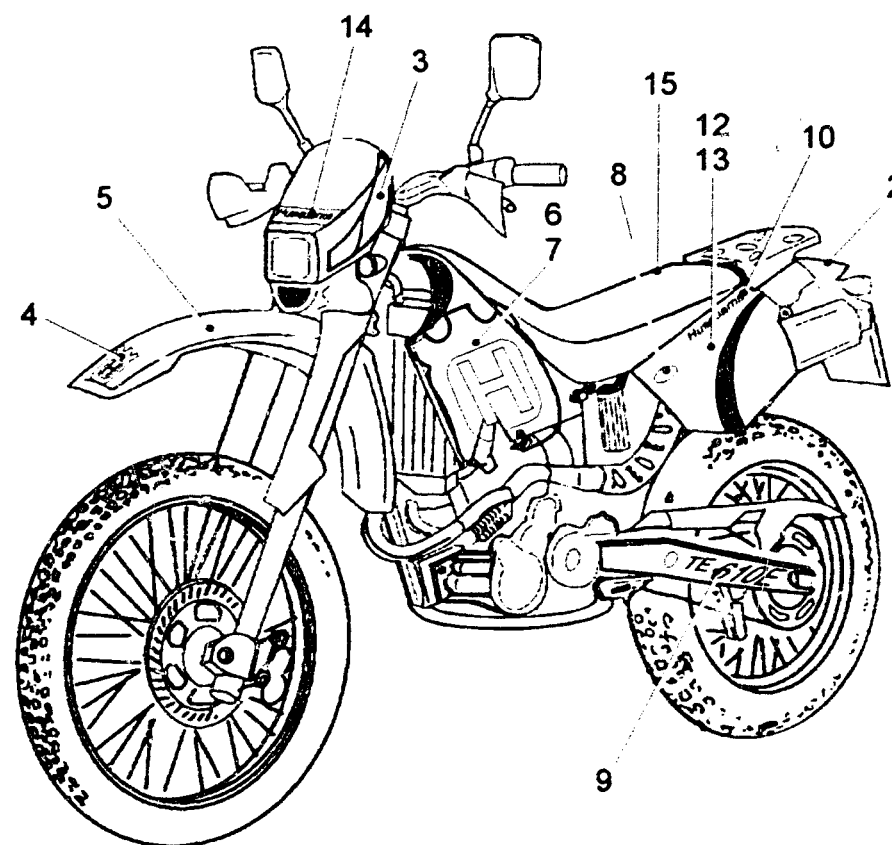
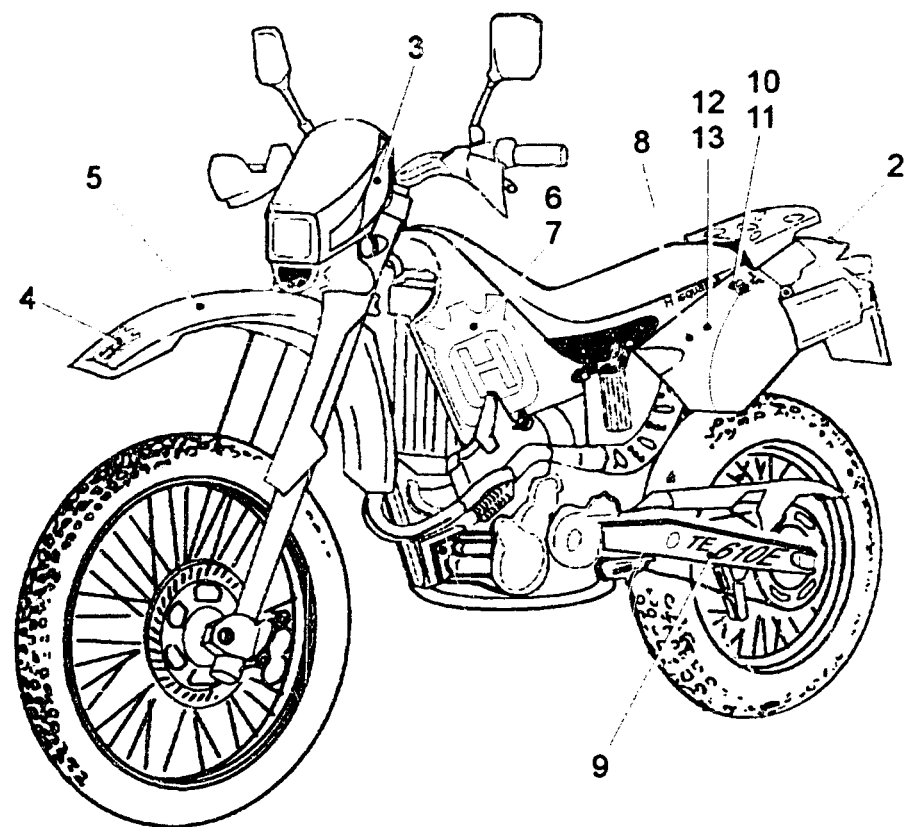
te 610 e / sm 610

TAVOLA  
DRAWING  
TABLE  
BILD  
TABLA

28

IMPIANTO ELETTRICO, PORTATARGA, PORTANUMERO - ELECTRIC SYS., PLATE HOLDER, NUMBER HOLDER  
INSTALLATION ELECT., PORTE-BALAI, PORTE-NOMBRE - ELEK. ANLAGE, SCHILDTRAEGER,  
NUMMERTRAGER - INSTALAC. ELECT., PORTA-MATRICULA, PORTA-NUMERO

Note Notes Notes Mark Notas	Pos. No. N. Index Pos.	N. Cod. Code No. Nr. Code Code Nr N. Cod.	Q.tà Q.ty Q.te M.ge C.ad	DENOMINAZIONE	NAME	DESIGNATION	BESHREIBUNG	DENOMINACION	Validità Validity Validité Gültig Validez
	63	8000 36726	4	Lampada 12V - 10W	Lamp	Lampe	Lampe	Lamparilla	
	64	8000 73592	4	Vite	Screw	Vis	Schraube	Tomillo	
	65	8000 44240	4	Dado	Nut	Ecrou	Mutter	Tuerca	
	66	8000 56359	2	Rosetta piana	Washer	Rondelle	Scheibe	Arandela	
	67	8000 62728	2	Vite	Screw	Vis	Schraube	Tomillo	
	68	8000 83334	1	Indicatore posteriore dx.	Blinker	Clignotant	Blinker	Intermitente	
	69	8000 88335	1	Indicatore posteriore sx.	Blinker	Clignotant	Blinker	Intermitente	
	70	8000 62728	2	Vite 4	Screw	Vis	Schraube	Tornillo	
	71	8000 45425	2	Bussola	Bushing	Douille	Buchse	Manguito	



CODICE COLORE  
COLOR CODE  
CODE COULEUR  
CODE FARBE  
CODIGO COLOR

**A**

CODICE COLORE  
COLOR CODE  
CODE COULEUR  
CODE FARBE  
CODIGO COLOR

**B-C**



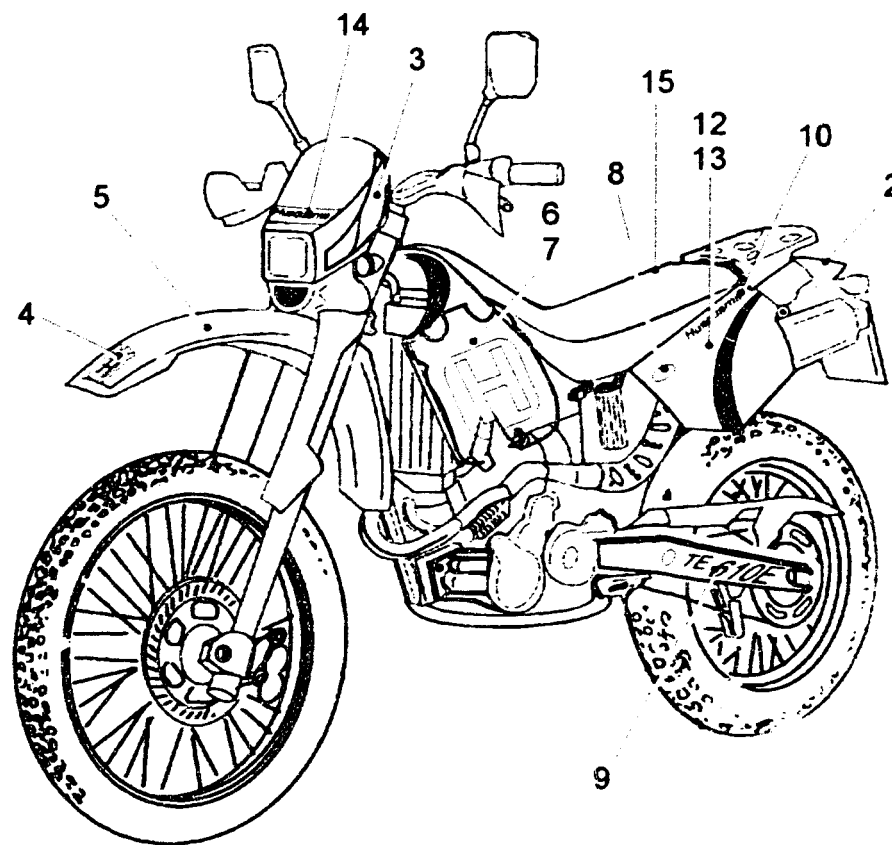
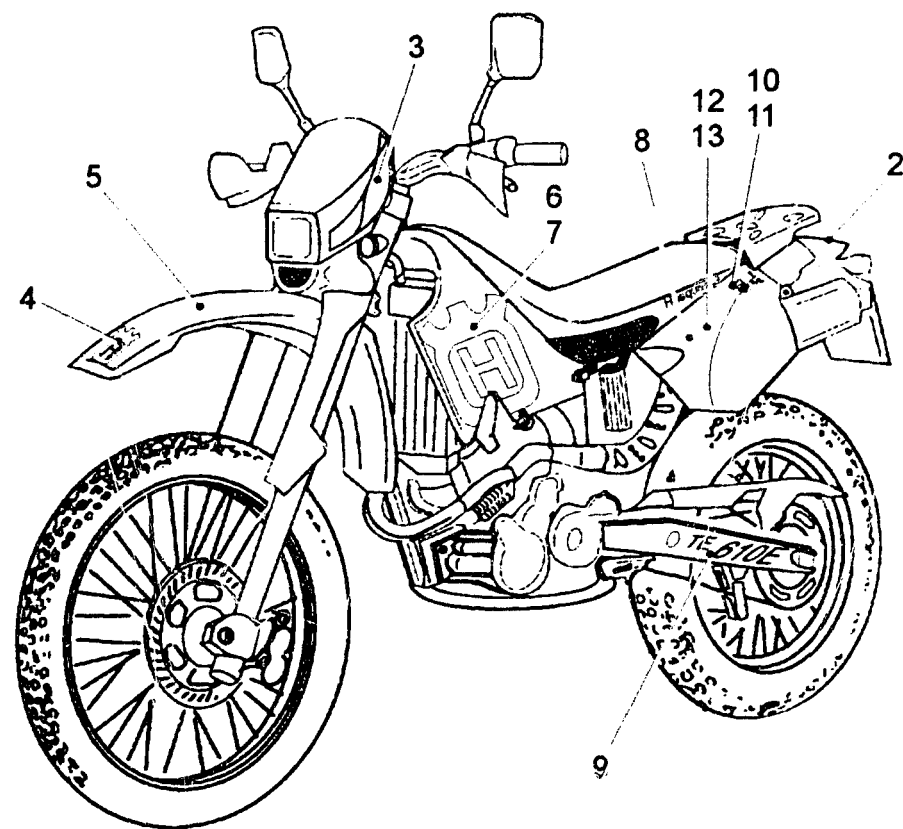
te 610 e / sm 610

TAVOLA  
DRAWING  
TABLE  
BILD  
TABLA

29

DECALCOMANIE te 610 e - TRANSFER te 610 e  
DECALCOMANIE te 610 e - ABZIEHBILD te 610 e  
CALCOMANIA te 610 e

Note Notes Notes Mark Notas	Pos. No. N. Index Pos.	N. Cod. Code No. Nr. Code Code Nr N. Cod.	Q.tà Q.ty Q.te M.ge C.ad	DENOMINAZIONE	NAME	DESIGNATION	BESHREIBUNG	DENOMINACION	Validità Validity Validité Gültig Validez
	1	8000 89396	1	Ass. Kit adesivi (codice colore A)	Transfer Kit (color code A)	Gr. décal. (code couleur A)	Hinterabziehbild Gruppe (code farbe A)	Kit adhesivo (codigo color A)	
	1	8000 89394	1	Ass. Kit adesivi (codice colore B)	Transfer Kit (color code B)	Gr. décal. (code couleur B)	Hinterabziehbild Gruppe (code farbe B)	Kit adhesivo (codigo color B)	
	1	8000 89395	1	Ass. Kit adesivi (codice colore C)	Transfer Kit (color code C)	Gr. décal. (code couleur C)	Hinterabziehbild Gruppe (code farbe C)	Kit adhesivo (codigo color C)	
	2	8000 88317	1	Decal "HUSQVARNA" per Parafango post. (codice colore A)	Transfer (color code A)	Décal. (code couleur A)	Hinterabziehbild (code farbe A)	Adhesivo (codigo color A)	
	2	80A0 89386	1	Decal "HUSQVARNA" per Parafango post. (codice colore B)	Transfer (color code B)	Décal. (code couleur B)	Hinterabziehbild (code farbe B)	Adhesivo (codigo color B)	
	2	8000 89386	1	Decal "HUSQVARNA" per parafango post. (codice colore C)	Transfer (color code C)	Décal. (code couleur C)	Hinterabziehbild (code farbe C)	Adhesivo (codigo color C)	
	3	8000 87682	1	Decal per portafaro (codice colore A)	Transfer (color code A)	Décal. (code couleur A)	Hinterabziehbild (code farbe A)	Adhesivo (codigo color A)	
	3	80A0 89384	1	Decal per portafaro (codice colore B)	Transfer (color code B)	Décal. (code couleur B)	Hinterabziehbild (code farbe B)	Adhesivo (codigo color B)	
	3	8000 89384	1	Decal per portafaro (codice colore C)	Transfer (color code C)	Décal. (code couleur C)	Hinterabziehbild (code farbe C)	Adhesivo (codigo color C)	
	4	8000 88316	1	Logo "HUSQVARNA" per parafango ant. (codice colore A)	Transfer (color code A)	Décal. (code couleur A)	Hinterabziehbild (code farbe A)	Adhesivo (codigo color A)	
	4	80A0 89392	1	Logo "HUSQVARNA" per parafango ant. (codice colore B)	Transfer (color code B)	Décal. (code couleur B)	Hinterabziehbild (code farbe B)	Adhesivo (codigo color B)	
	4	8000 89392	1	Logo "HUSQVARNA" per parafango ant. (codice colore C)	Transfer (color code C)	Décal. (code couleur C)	Hinterabziehbild (code farbe C)	Adhesivo (codigo color C)	
	5	8000 88317	1	Decal per parafango anteriore (codice colore A)	Transfer (color code A)	Décal. (code couleur A)	Hinterabziehbild (code farbe A)	Adhesivo (codigo color A)	
	5	80A0 89382	1	Decal per parafango anteriore (codice colore B)	Transfer (color code B)	Décal. (code couleur B)	Hinterabziehbild (code farbe B)	Adhesivo (codigo color B)	
	5	8000 89393	1	Decal per parafango anteriore (codice colore C)	Transfer (color code C)	Décal. (code couleur C)	Hinterabziehbild (code farbe C)	Adhesivo (codigo color C)	
	6	8000 87683	1	Decal per convogliatore Sx. (codice colore A)	L.H. Transfer (color code A)	Décal. (code couleur A)	Hinterabziehbild (code farbe A)	Adhesivo (codigo color A)	



CODICE COLORE COLOR CODE CODE COULEUR CODE FARBE CODIGO COLOR	<b>A</b>
---	----------

CODICE COLORE COLOR CODE CODE COULEUR CODE FARBE CODIGO COLOR	<b>B-C</b>
---	------------



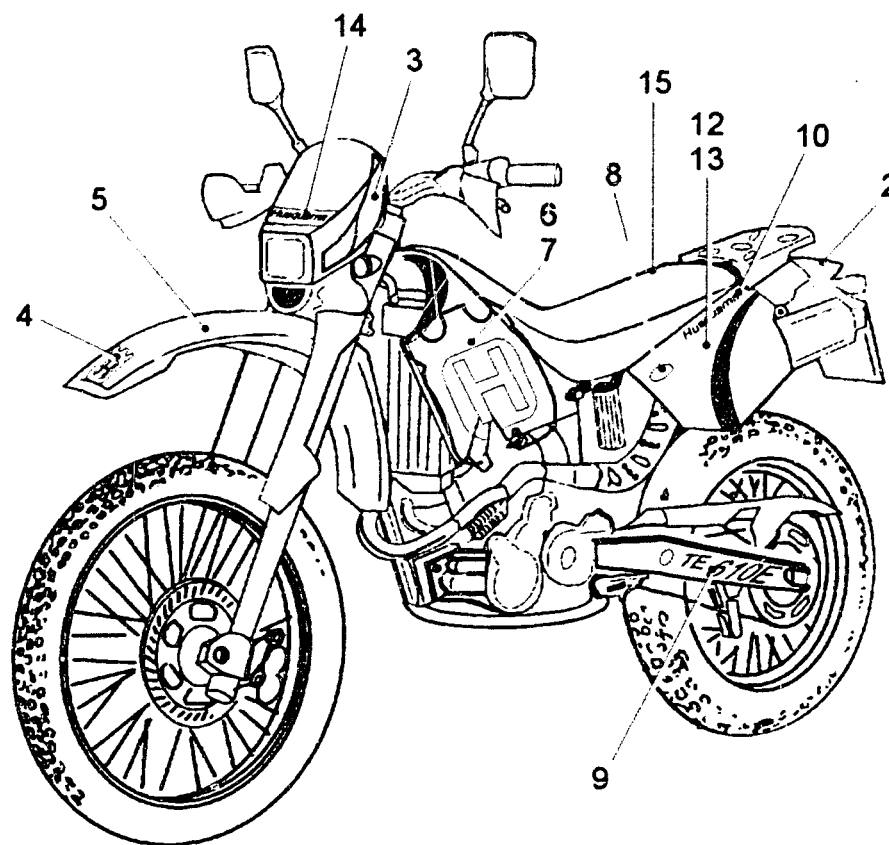
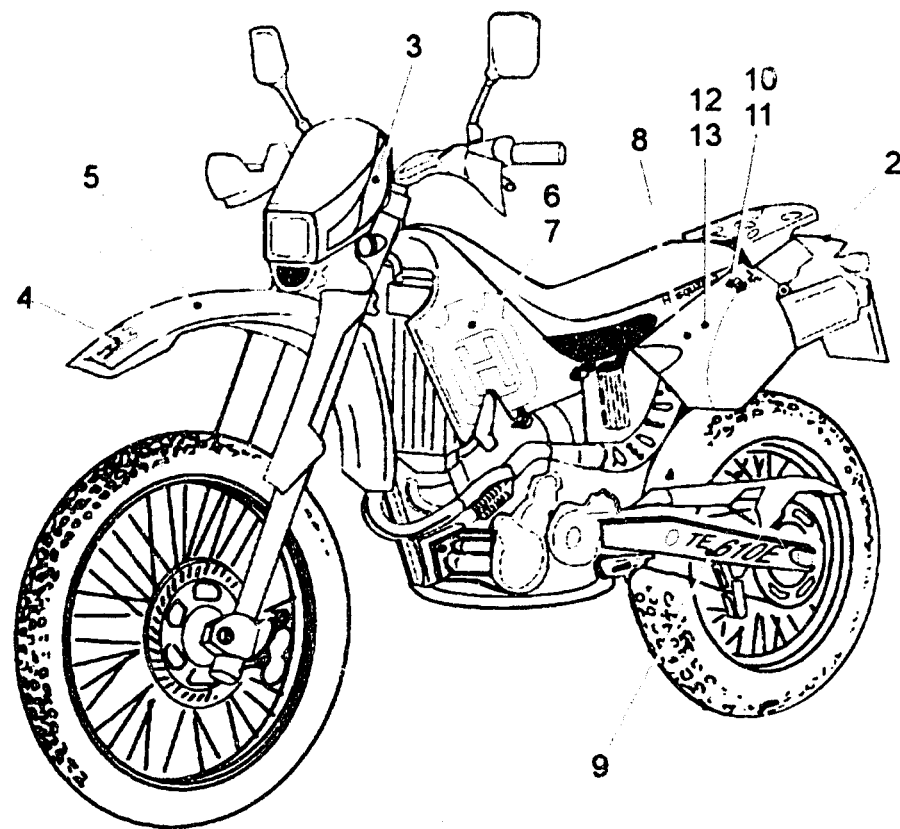
te 610 e / sm 610

TAVOLA  
DRAWING  
TABLE  
BILD  
TABLA

29

DECALCOMANIE te 610 e - TRANSFER te 610 e  
DECALCOMANIE te 610 e - ABZIEHBILD te 610 e  
CALCOMANIA te 610 e

Note Notes Notes Mark Notas	Pos. No. N. Index Pos.	N. Cod. Code No. Nr. Code Code Nr N. Cod.	Q.tà Q.ty Q.te M.ge C.ad	DENOMINAZIONE	NAME	DESIGNATION	BESHREIBUNG	DENOMINACION	Validità Validity Validité Gültig Validez
	6	8000 89375	1	Decal per convogliatore Sx. (codice colore B)	L.H. Transfer (color code B)	Décal. (code couleur B)	Hinterabziehbild (code farbe B)	Adhesivo (codigo color B)	
	6	3000 89387	1	Decal per convogliatore Sx. (codice colore C)	L.H. Transfer (color code C)	Décal. (code couleur C)	Hinterabziehbild (code farbe C)	Adhesivo (codigo color C)	
	7	8000 87684	1	Decal per convogliatore Dx. (codice colore A)	R.H. Transfer (color code A)	Décal. (code couleur A)	Hinterabziehbild (code farbe A)	Adhesivo (codigo color A)	
	7	8000 89374	1	Decal per convogliatore Dx. (codice colore B)	R.H. Transfer (color code B)	Décal. (code couleur B)	Hinterabziehbild (code farbe B)	Adhesivo (codigo color B)	
	7	8000 89388	1	Decal per convogliatore Dx. (codice colore C)	R.H. Transfer (color code C)	Décal. (code couleur C)	Hinterabziehbild (code farbe C)	Adhesivo (codigo color C)	
	8	80A0 89379	2	Decal "CATALYTIC" per fianchetti (codice colore A)	Transfer (color code A)	Décal. (code couleur A)	Hinterabziehbild (code farbe A)	Adhesivo (codigo color A)	
	8	80B0 89379	2	Decal "CATALYTIC" per fianchetti (codice colore B)	Transfer (color code B)	Décal. (code couleur B)	Hinterabziehbild (code farbe B)	Adhesivo (codigo color B)	
	8	8000 89379	2	Decal "CATALYTIC" per fianchetti (codice colore C)	Transfer (color code C)	Décal. (code couleur C)	Hinterabziehbild (code farbe C)	Adhesivo (codigo color C)	
	9	8000 89383	2	Decal per forcellone "UNCHAIN" con scritta Tee (codice colore A)	Fork Transfer (color code A)	Décal. (code couleur A)	Hinterabziehbild (code farbe A)	Adhesivo (codigo color A)	
	9	8000 89383	2	Decal per forcellone "UNCHAIN" con scritta Tee (cod. colore B-C)	Fork Transfer (color code B-C)	Décal. (code couleur B-C)	Hinterabziehbild (code farbe B-C)	Adhesivo (codigo color B-C)	
	10	8000 88355	1	Decal con scritta per fianchetto Sx. (codice colore A)	L.H. Transfer (color code A)	Décal. (code couleur A)	Hinterabziehbild (code farbe A)	Adhesivo (codigo color A)	
	10	8000 89378	2	Decal "HUSQVARNA" per fianchetti (codice colore B)	Transfer (color code B)	Décal. (code couleur B)	Hinterabziehbild (code farbe B)	Adhesivo (codigo color B)	
	10	8000 89391	2	Decal "HUSQVARNA" per fianchetti (codice colore C)	Transfer (color code C)	Décal. (code couleur C)	Hinterabziehbild (code farbe C)	Adhesivo (codigo color C)	
	11	8000 88356	1	Decal con scritta per fianchetto Dx. (codice colore A)	R.H. Transfer (color code A)	Décal. (code couleur A)	Hinterabziehbild (code farbe A)	Adhesivo (codigo color A)	
	12	8000 88690	1	Decal nera per fianchetto Sx. (codice colore A)	L.H. Transfer (color code A)	Décal. (code couleur A)	Hinterabziehbild (code farbe A)	Adhesivo (codigo color A)	
	12	8000 89377	1	Decal per fianchetto Sx. (codice colore B)	L.H. Transfer (color code B)	Décal. (code couleur B)	Hinterabziehbild (code farbe B)	Adhesivo (codigo color B)	



CODICE COLORE	<b>A</b>
COLOR CODE	
CODE COULEUR	
CODE FARBE	
CODIGO COLOR	

CODICE COLORE	<b>B-C</b>
COLOR CODE	
CODE COULEUR	
CODE FARBE	
CODIGO COLOR	



te 610 e / sm 610

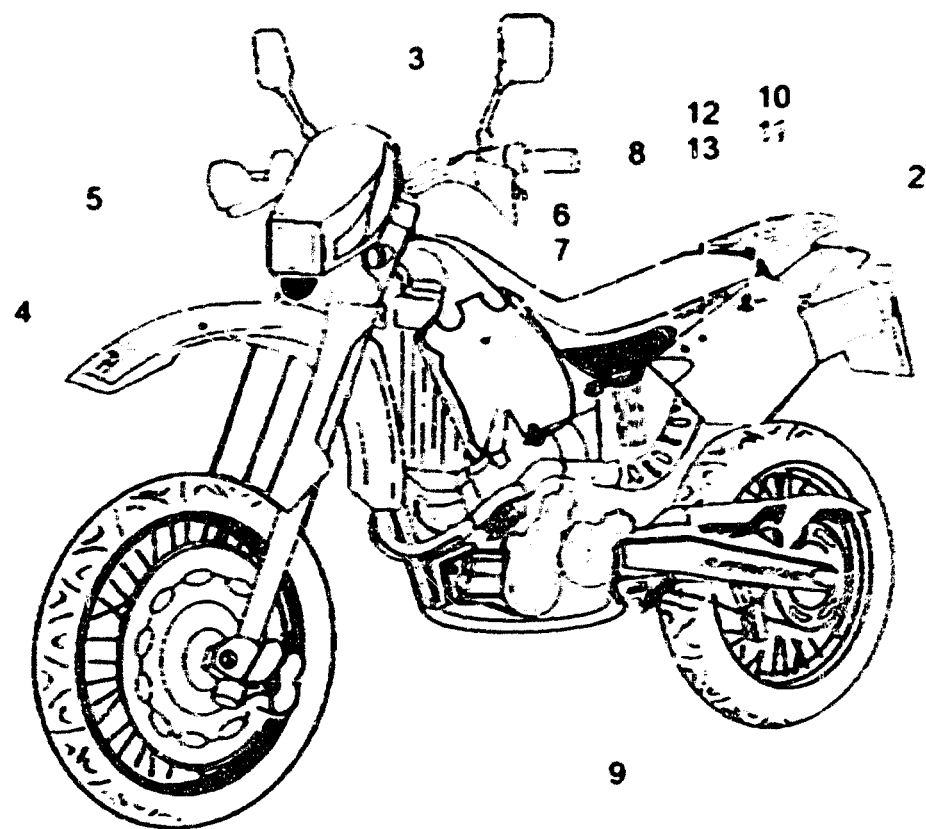
TAVOLA  
DRAWING  
TABLE  
BILD  
TABLA

29

DECALCOMANIE te 610 e - TRANSFER te 610 e  
DECALCOMANIE te 610 e - ABZIEHBILD te 610 e  
CALCOMANIA te 610 e

Note Notes Notas	Pos. No. Index Pos.	N. Cod. Code No. Nr. Code Code Nr N. Cod.	Q.tà Q.ty Q.te M.ge C.ad	DENOMINAZIONE	NAME	DESIGNATION	BESHREIBUNG	DENOMINACION	Valdita Valdiny Vaidite Gultig Vaidetz
	12	8000 89389	1	Decal per fianchetto Sx. (codice colore C)	L.H. Transfer (color code C)	Décal. (code couleur C)	Hinterabziehbild (code farbe C)	Adhesivo (codigo color C)	
	13	8000 88691	1	Decal nera per fianchetto Dx. (codice colore A)	R.H. Transfer (color code A)	Décal. (code couleur A)	Hinterabziehbild (code farbe A)	Adhesivo (codigo color A)	
	13	8000 89376	1	Decal per fianchetto Dx. (codice colore B)	R.H. Transfer (color code B)	Décal. (code couleur B)	Hinterabziehbild (code farbe B)	Adhesivo (codigo color B)	
	13	8000 89390	1	Decal per fianchetto Dx. (codice colore C)	R.H. Transfer (color code C)	Décal. (code couleur C)	Hinterabziehbild (code farbe C)	Adhesivo (codigo color C)	
	14	80A0 89385	1	Decal "HUSQVARNA" per portafaro (codice colore B)	Transfer (color code B)	Décal. (code couleur B)	Hinterabziehbild (code farbe B)	Adhesivo (codigo color B)	
	14	8000 89385	1	Decal "HUSQVARNA" per portafaro (codice colore C)	Transfer (color code C)	Décal. (code couleur C)	Hinterabziehbild (code farbe C)	Adhesivo (codigo color C)	
	15	8000 89380	1	Decal per coperchio scatola filtro (codice colore B-C)	Transfer (color code B-C)	Décal. (code couleur B-C)	Hinterabziehbild (code farbe B-C)	Adhesivo (codigo color B-C)	



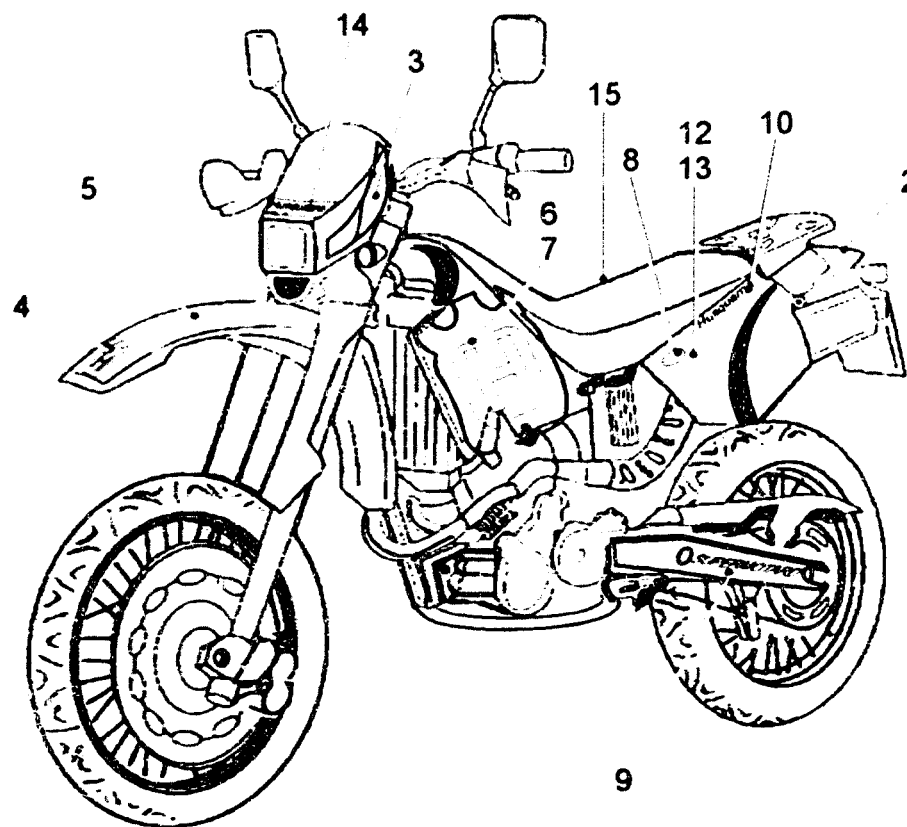


CODICE COLORE  
COLOR CODE  
CODE COULEUR  
CODE FARBE  
CODIGO COLOR

**A**

CODICE COLORE  
COLOR CODE  
CODE COULEUR  
CODE FARBE  
CODIGO COLOR

**B-C**





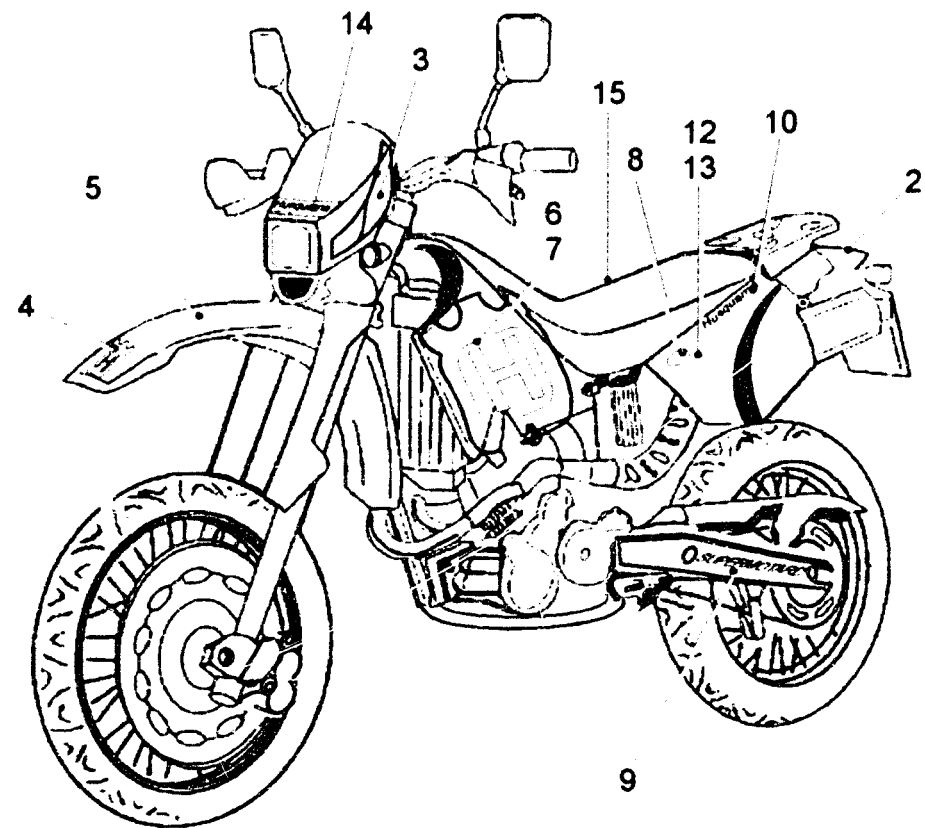
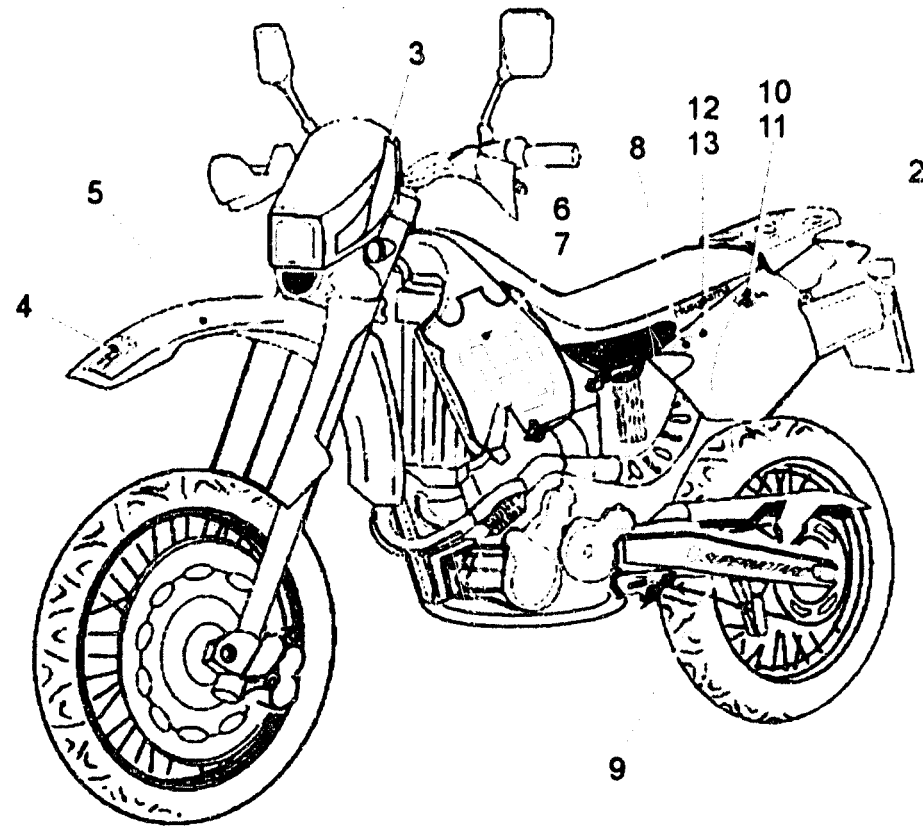
te 610 e / sm 610

TAVOLA  
DRAWING  
TABLE  
BILD  
TABLA

29A

DECALCOMANIE sm 610 - TRANSFER sm 610  
DECALCOMANIE sm 610 - ABZIEHBILD sm 610  
CALCOMANIA sm 610

Note Notes Notes Marka Notas	Pos No N Index Pos	N. Cod. Code No Nr. Code Code Nr N. Cod.	Q. tà Q. ty Q. te M. ge C. ad	DENOMINAZIONE	NAME	DESIGNATION	BESHREIBUNG	DENOMINACION	Validità Validity Validité Gültig Validez
	1	8000 89397	1	Ass. Kit adesivi (codice colore A)	Transfer Kit (color code A)	Gr. décal. (code couleur A)	Hinterabziehbild Gruppe (code farbe A)	Kit adhesivo (codigo color A)	
	1	8000 89534	1	Ass. Kit adesivi (codice colore B)	Transfer Kit (color code B)	Gr. décal. (code couleur B)	Hinterabziehbild Gruppe (code farbe B)	Kit adhesivo (codigo color B)	
	1	8000 89535	1	Ass. Kit adesivi (codice colore C)	Transfer Kit (color code C)	Gr. décal. (code couleur C)	Hinterabziehbild Gruppe (code farbe C)	Kit adhesivo (codigo color C)	
	2	8000 88317	1	Decal "HUSQVARNA" per Parafango post. (codice colore A)	Transfer (color code A)	Décal. (code couleur A)	Hinterabziehbild (code farbe A)	Adhesivo (codigo color A)	
	2	80A0 89386	1	Decal "HUSQVARNA" per Parafango post. (codice colore B)	Transfer (color code B)	Décal. (code couleur B)	Hinterabziehbild (code farbe B)	Adhesivo (codigo color B)	
	2	8000 89386	1	Decal "HUSQVARNA" per parafango post. (codice colore C)	Transfer (color code C)	Décal. (code couleur C)	Hinterabziehbild (code farbe C)	Adhesivo (codigo color C)	
	3	8000 87682	1	Decal per portafaro (codice colore A)	Transfer (color code A)	Décal. (code couleur A)	Hinterabziehbild (code farbe A)	Adhesivo (codigo color A)	
	3	80A0 89384	1	Decal per portafaro (codice colore B)	Transfer (color code B)	Décal. (code couleur B)	Hinterabziehbild (code farbe B)	Adhesivo (codigo color B)	
	3	8000 89384	1	Decal per portafaro (codice colore C)	Transfer (color code C)	Décal. (code couleur C)	Hinterabziehbild (code farbe C)	Adhesivo (codigo color C)	
	4	8000 88316	1	Logo "HUSQVARNA" per parafango ant. (codice colore A)	Transfer (color code A)	Décal. (code couleur A)	Hinterabziehbild (code farbe A)	Adhesivo (codigo color A)	
	4	80A0 89392	1	Logo "HUSQVARNA" per parafango ant. (codice colore B)	Transfer (color code B)	Décal. (code couleur B)	Hinterabziehbild (code farbe B)	Adhesivo (codigo color B)	
	4	8000 89392	1	Logo "HUSQVARNA" per parafango ant. (codice colore C)	Transfer (color code C)	Décal. (code couleur C)	Hinterabziehbild (code farbe C)	Adhesivo (codigo color C)	
	5	8000 88317	1	Decal per parafango anteriore (codice colore A)	Transfer (color code A)	Décal. (code couleur A)	Hinterabziehbild (code farbe A)	Adhesivo (codigo color A)	
	5	80A0 89393	1	Decal per parafango anteriore (codice colore B)	Transfer (color code B)	Décal. (code couleur B)	Hinterabziehbild (code farbe B)	Adhesivo (codigo color B)	
	5	8000 89393	1	Decal per parafango anteriore (codice colore C)	Transfer (color code C)	Décal. (code couleur C)	Hinterabziehbild (code farbe C)	Adhesivo (codigo color C)	
	6	8000 87683	1	Decal per convogliatore Sx. (codice colore A)	L.H. Transfer (color code A)	Décal. (code couleur A)	Hinterabziehbild (code farbe A)	Adhesivo (codigo color A)	



CODICE COLORE  
COLOR CODE  
CODE COULEUR  
CODE FARBE  
CODIGO COLOR

**A**

CODICE COLORE  
COLOR CODE  
CODE COULEUR  
CODE FARBE  
CODIGO COLOR

**B-C**



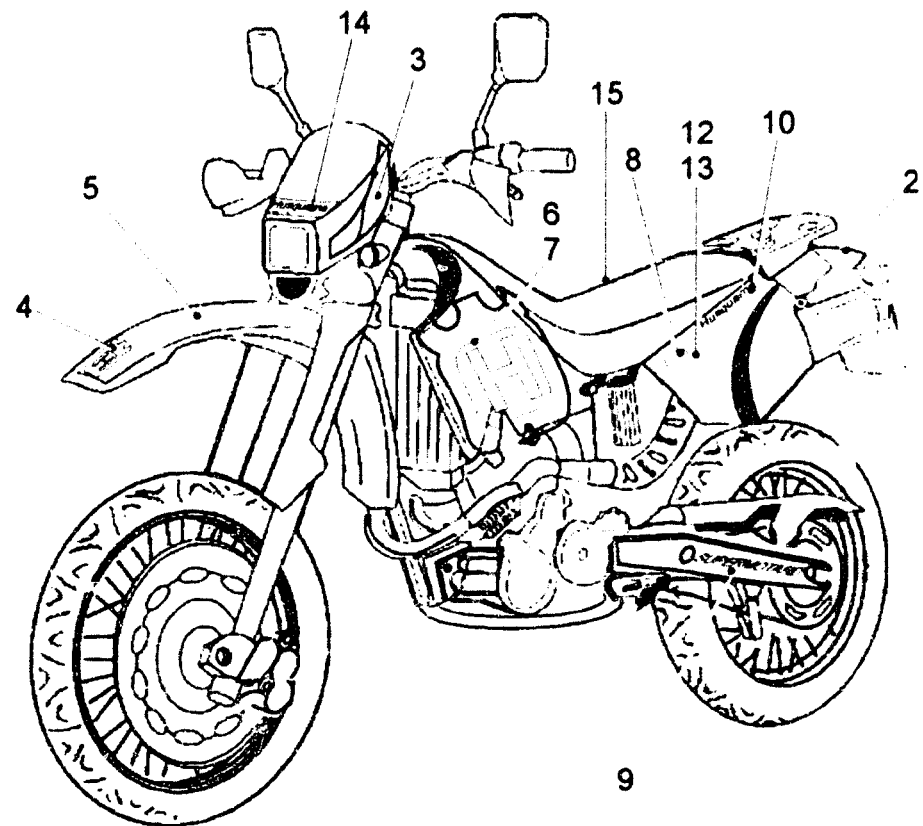
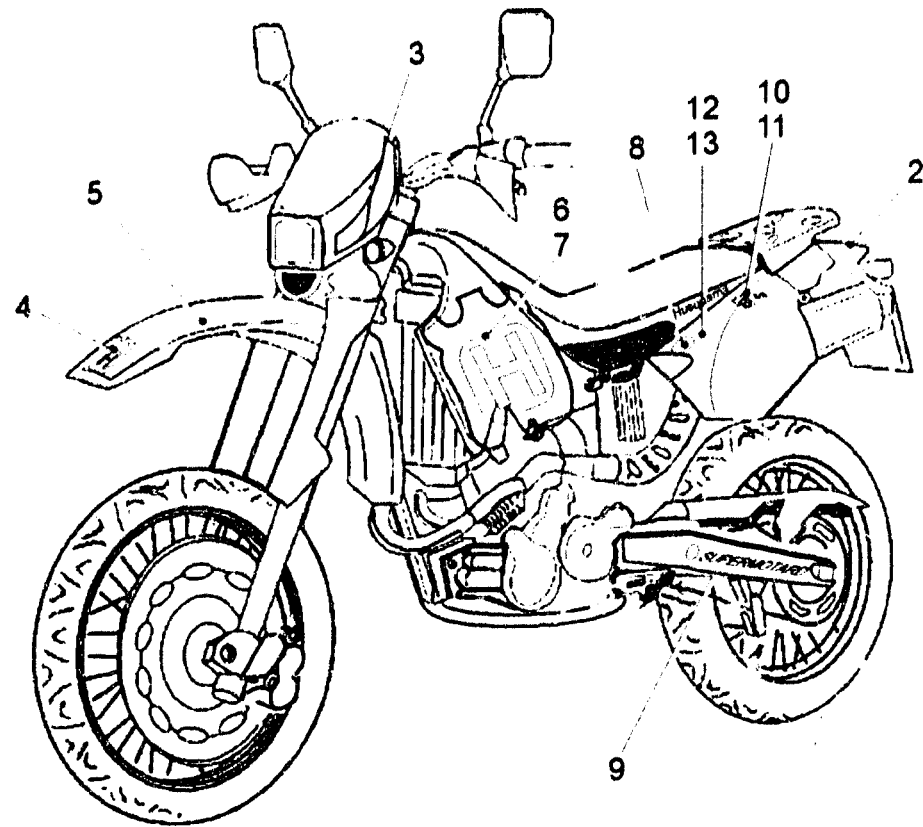
te 610 e / sm 610

TAVOLA  
DRAWING  
TABLE  
BILD  
TABLA

29A

DECALCOMANIE sm 610 - TRANSFER sm 610  
DECALCOMANIE sm 610 - ABZIEHBILD sm 610  
CALCOMANIA sm 610

Nota Notes Notes Mark Notas	Pos. No. N. Index Pos.	N. Cod. Code No. Nr. Code Code Nr N. Cod.	Q. tà Q. ty Q. te M. ge C. ad	DENOMINAZIONE	NAME	DESIGNATION	BESHREIBUNG	DENOMINACION	Validità Validity Validité Gültig Validez
	6	8000 89375	1	Decal per convogliatore Sx. (codice colore B)	L.H. Transfer (color code B)	Décal. (code couleur B)	Hinterabziehbild (code farbe B)	Adhesivo (codigo color B)	
	6	8000 89387	1	Decal per convogliatore Sx. (codice colore C)	L.H. Transfer (color code C)	Décal. (code couleur C)	Hinterabziehbild (code farbe C)	Adhesivo (codigo color C)	
	7	8000 87684	1	Decal per convogliatore Dx. (codice colore A)	R.H. Transfer (color code A)	Décal. (code couleur A)	Hinterabziehbild (code farbe A)	Adhesivo (codigo color A)	
	7	8000 89374	1	Decal per convogliatore Dx. (codice colore B)	R.H. Transfer (color code B)	Décal. (code couleur B)	Hinterabziehbild (code farbe B)	Adhesivo (codigo color B)	
	7	8000 89388	1	Decal per convogliatore Dx. (codice colore C)	R.H. Transfer (color code C)	Décal. (code couleur C)	Hinterabziehbild (code farbe C)	Adhesivo (codigo color C)	
	8	80A0 89379	2	Decal "CATALYTIC" per fianchetti (codice colore A)	Transfer (color code A)	Décal. (code couleur A)	Hinterabziehbild (code farbe A)	Adhesivo (codigo color A)	
	8	80B0 89379	2	Decal "CATALYTIC" per fianchetti (codice colore B)	Transfer (color code B)	Décal. (code couleur B)	Hinterabziehbild (code farbe B)	Adhesivo (codigo color B)	
	8	8000 89379	2	Decal "CATALYTIC" per fianchetti (codice colore C)	Transfer (color code C)	Décal. (code couleur C)	Hinterabziehbild (code farbe C)	Adhesivo (codigo color C)	
	9	8000 89536	2	Decal "UNCHAIN" con scritta SUPERMOTARD (cod. col. A-B-C)	Fork Transfer (color code A-B-C)	Décal. (code couleur A-B-C)	Hinterabziehbild (code farbe A-B-C)	Adhesivo (codigo color A-B-C)	
	10	8000 88355	1	Decal con scritta per fianchetto Sx. (codice colore A)	L.H. Transfer (color code A)	Décal. (code couleur A)	Hinterabziehbild (code farbe A)	Adhesivo (codigo color A)	
	10	8000 89378	2	Decal "HUSQVARNA" per fianchetti (codice colore B)	Transfer (color code B)	Décal. (code couleur B)	Hinterabziehbild (code farbe B)	Adhesivo (codigo color B)	
	10	8000 89391	2	Decal "HUSQVARNA" per fianchetti (codice colore C)	Transfer (color code C)	Décal. (code couleur C)	Hinterabziehbild (code farbe C)	Adhesivo (codigo color C)	
	11	8000 88356	1	Decal con scritta per fianchetto Dx. (codice colore A)	R.H. Transfer (color code A)	Décal. (code couleur A)	Hinterabziehbild (code farbe A)	Adhesivo (codigo color A)	
	12	8000 88690	1	Decal nera per fianchetto Sx. (codice colore A)	L.H. Transfer (color code A)	Décal. (code couleur A)	Hinterabziehbild (code farbe A)	Adhesivo (codigo color A)	
	12	8000 89377	1	Decal per fianchetto Sx. (codice colore B)	L.H. Transfer (color code B)	Décal. (code couleur B)	Hinterabziehbild (code farbe B)	Adhesivo (codigo color B)	
	12	8000 89389	1	Decal per fianchetto Sx. (codice colore C)	L.H. Transfer (color code C)	Décal. (code couleur C)	Hinterabziehbild (code farbe C)	Adhesivo (codigo color C)	



CODICE COLORE COLOR CODE CODE COULEUR CODE FARBE CODIGO COLOR	<b>A</b>
---	----------

CODICE COLORE COLOR CODE CODE COULEUR CODE FARBE CODIGO COLOR	<b>B-C</b>
---	------------



te 610 e / sm 610

TAVOLA  
DRAWING  
TABLE  
BILD  
TABLA

29A

DECALCOMANIE sm 610 - TRANSFER sm 610  
DECALCOMANIE sm 610 - ABZIEHBILD sm 610  
CALCOMANIA sm 610

Note Notes Marka Notas	Pos. No. Index Pos.	N. Cod. Code No. Nr. Code Code Nr N. Cod.	Q.tà Qty Q.té M.ge C.ad	DENOMINAZIONE	NAME	DÉSIGNATION	BESHREIBUNG	DENOMINACION	Validità Validity Validité Gültig Validez
	13	8000 88691	1	Decal nera per fianchetto Dx. (codice colore A)	R.H. Transfer (color code A)	Décal. (code couleur A)	Hinterabziehbild (code farbe A)	Adhesivo (codigo color A)	
	13	8000 89376	1	Decal per fianchetto Dx. (codice colore B)	R.H. Transfer (color code B)	Décal. (code couleur B)	Hinterabziehbild (code farbe B)	Adhesivo (codigo color B)	
	13	8000 89390	1	Decal per fianchetto Dx. (codice colore C)	R.H. Transfer (color code C)	Décal. (code couleur C)	Hinterabziehbild (code farbe C)	Adhesivo (codigo color C)	
	14	80A0 89385	1	Decal "HUSQVARNA" per portafaro (codice colore B)	Transfer (color code B)	Décal. (code couleur B)	Hinterabziehbild (code farbe B)	Adhesivo (codigo color B)	
	14	8000 89385	1	Decal "HUSQVARNA" per portafaro (codice colore C)	Transfer (color code C)	Décal. (code couleur C)	Hinterabziehbild (code farbe C)	Adhesivo (codigo color C)	
	15	8000 89380	1	Decal per coperchio scatola filtro (codice colore B-C)	Transfer (color code B-C)	Décal. (code couleur B-C)	Hinterabziehbild (code farbe B-C)	Adhesivo (codigo color B-C)	

DISEGNO DRAWING DESSIN ZEICHNUNG DIBUJO	TAVOLA DRAWING TABLE BILD TABLA	POS. NO. N. IND. POS.	DISEGNO DRAWING DESSIN ZEICHNUNG DIBUJO	TAVOLA DRAWING TABLE BILD TABLA	POS. NO. N. IND. POS.	DISEGNO DRAWING DESSIN ZEICHNUNG DIBUJO	TAVOLA DRAWING TABLE BILD TABLA	POS. NO. N. IND. POS.	DISEGNO DRAWING DESSIN ZEICHNUNG DIBUJO	TAVOLA DRAWING TABLE BILD TABLA	POS. NO. N. IND. POS.	DISEGNO DRAWING DESSIN ZEICHNUNG DIBUJO	TAVOLA DRAWING TABLE BILD TABLA	POS. NO. N. IND. POS.
161077701	6	32	161539001	13	43	66N0 21205	7	8	8000 20536	17	22	8000 35781	9	46
161077702	6	33	161539301	3	24	66N0 21211	6	28	8000 20602	27	3	8000 35854	12	12
151131701	17	32	161540702	2	2	66N0 21211	9	5	8000 21480	20	20	8000 35876	10	30
151133302	18	10	161795501	2	38	66N1 21308	15	50	8000 21480	24	20	8000 36137	17	18
151307001	15	2	39740011A	28	11	69N4 29004	25	7	8000 21480	24A	17	8000 36137	17	23
151341401	23	14	60N101076	15	36	69N4 29004	25A	7	8000 21535	9	41	8000 36380	7	3
151371301	4	9	60N101220	16	15	69N4 29005	26	15	8000 22373	7	12	8000 36467	5	42
151371401	9	11	60N102461	12	7	69N4 29005	26A	15	8000 22426	9	32	8000 36726	28	63
151374301	23	17	60N102511	2	17	6BN0 21505	7	4	8000 22466	13	12	8000 36727	28	38
151410702	23	13	60N102511	12	9	6BN0 21509	9	49	8000 22551	20	3	8000 36848	9	29
151413401	1	4	60N102525	5	8	8000 01199	22	9	8000 23110	6	16	8000 36856	9	38
151621501	25	13	60N102557	2	20	8000 01412	18	12	8000 23979	13	13	8000 36857	9	37
151621501	25A	13	60N102866	6	25	8000 01688	26	6	8000 23981	13	9	8000 37140	14	6
151984701	1	6	60N102927	3	22	8000 02124	3	1	8000 23983	13	20	8000 37745	22	10
161077601	6	2	60N104134	22	4	8000 03170	4	13	8000 23985	13	16	8000 37891	20	21
161077701	7	25	60N107330	19	4	8000 04103	13	47	8000 23990	13	33	8000 37906	14	22
161077702	7	30	60N107350	22	6	8000 04104	13	48	8000 25053	27	14	8000 38209	15	35
161108401	7	6	60N402489	16	23	8000 07001	21	2	8000 27403	21	31	8000 38210	15	34
161168001	7	15	60N402509	23	6	8000 07719	6	36	8000 28327	8	10	8000 38211	15	33
161168101	7	16	60NA01082	10	7	8000 07719	7	23	8000 28327	10	15	8000 38350	9	35
161170801	2	48	61N115062	9	44	8000 07719	8	18	8000 28798	13	25	8000 38520	10	22
161171701	9	4	61N115062	28	55	8000 08536	2	21	8000 28799	13	24	8000 38723	10	34
161241501	9	12	61N115191	24	19	8000 08536	17	10	8000 28810	15	25	8000 38767	18	11
161248001	9	17	61N115191	24A	16	8000 12029	13	22	8000 30319	22	14	8000 38956	18	20
161248101	9	16	61N115195	2	3	8000 12030	13	21	8000 31981	21	34	8000 38957	18	19
161284201	9	19	61N415192	16	19	8000 12033	13	18	8000 31981	27	20	8000 39521	1	12
161459002	6	23	61N415192	16	21	8000 12034	13	17	8000 32065	18	2	8000 39522	1	7
161503601	3	11	62N015672	2	31	8000 12045	13	27	8000 32069	7	13	8000 39523	1	2
161504201	3	27	62N115506	24	12	8000 12046	13	28	8000 32388	17	13	8000 39524	1	5
161504301	3	18	62N115506	24A	9	8000 12048	13	30	8000 32865	13	34	8000 39651	25	12
161504501	3	21	62N115534	12	8	8000 12451	13	49	8000 32866	13	32	8000 39651	25A	12
161510501	6	26	62N115536	15	37	8000 13346	25	3	8000 32867	13	39	8000 40346	28	43
161515601	3	20	62N115547	21	32	8000 14837	2	30	8000 33109	13	7	8000 40427	5	18
161526602	3	4	62N115547	28	23	8000 15659	7	32	8000 33211	13	41	8000 40433	22	11
161530301	2	37	62N115549	28	27	8000 17810	17	9	8000 33371	14	12	8000 40449	7	17
161531501	9	50	62N115767	12	10	8000 18048	21	10	8000 33373	15	43	8000 40580	13	26
161533201	2	4	62N115767	28	54	8000 18246	28	25	8000 33422	8	20	8000 40584	13	63
161534801	6	27	62NA 15767	10	8	8000 18422	2	50	8000 33491	21	33	8000 40586	13	51
161535101	2	25	64N1 20068	15	22	8000 18648	25	2	8000 33607	26	5	8000 40587	13	62
161535902	2	10	64N1 20068	20	9	8000 19768	6	8	8000 34451	6	30	8000 40588	13	57
161538201	12	2	65N1 21007	12	14	8000 19789	2	14	8000 35531	15	3	8000 40589	13	60
161538301	12	1	66N0 21196	12	19	8000 20536	17	5	8000 35780	9	47	8000 40590	13	61



DISEGNO DRAWING DESSIN ZEICHNUNG DIBUJO	TAVOLA DRAWING TABLE BILD TABLA	POS. NO. N. IND. POS.	DISEGNO DRAWING DESSIN ZEICHNUNG DIBUJO	TAVOLA DRAWING TABLE BILD TABLA	POS. NO. N. IND. POS.	DISEGNO DRAWING DESSIN ZEICHNUNG DIBUJO	TAVOLA DRAWING TABLE BILD TABLA	POS. NO. N. IND. POS.	DISEGNO DRAWING DESSIN ZEICHNUNG DIBUJO	TAVOLA DRAWING TABLE BILD TABLA	POS. NO. N. IND. POS.	DISEGNO DRAWING DESSIN ZEICHNUNG DIBUJO	TAVOLA DRAWING TABLE BILD TABLA	POS. NO. N. IND. POS.
8000 40591	13	59	8000 44240	28	20	8000 50808	28	6	8000 59289	17	19	8000 62725	2	18
8000 40592	13	58	8000 44240	28	28	8000 51746	7	36	8000 59289	17	25	8000 62725	5	5
8000 40593	13	54	8000 44240	28	46	8000 51862	26A	5	8000 59801	5	9	8000 62725	5	16
8000 40594	13	55	8000 44240	28	65	8000 51957	25	10	8000 59802	5	6	8000 62725	5	28
8000 40595	13	56	8000 45194	2	11	8000 51957	25A	10	8000 59803	5	7	8000 62725	7	26
8000 40597	13	53	8000 45490	21	11	8000 53259	20	28	8000 59803	14	13	8000 62725	22	13
8000 40717	28	24	8000 45495	5	20	8000 53259	24	28	8000 59839	18	18	8000 62726	5	19
8000 40719	17	41	8000 45495	5	41	8000 53339	2	46	8000 59939	3	25	8000 62726	5	44
8000 40720	15	12	8000 45495	14	2	8000 54136	10	32	8000 59940	2	28	8000 62726	28	47
8000 40720	17	44	8000 45495	20	13	8000 54137	10	33	8000 59942	2	49	8000 62727	2	16
8000 40813	22	7	8000 45495	21	15	8000 54477	9	48	8000 59977	6	14	8000 62727	7	40
8000 42022	18	9	8000 45495	28	71	8000 54692	9	45	8000 60033	27	22	8000 62727	12	4
8000 42022	18	24	8000 46225	10	4	8000 55101	14	11	8000 60233	16	13	8000 62727	14	1
8000 42023	18	6	8000 46510	16	47	8000 55878	26	9	8000 60234	16	12	8000 62727	20	16
8000 42244	6	22	8000 46511	16	48	8000 55878	26A	9	8000 60404	20	29	8000 62727	21	5
8000 42278	2	43	8000 46893	5	12	8000 55902	20	4	8000 60404	24	29	8000 62727	21	13
8000 42349	20	18	8000 46893	14	17	8000 55903	20	2	8000 60464	6	15	8000 62727	21	18
8000 42643	7	37	8000 46893	18	33	8000 56359	18	31	8000 60472	7	5	8000 62727	28	19
8000 42676	10	10	8000 47332	27	6	8000 56359	21	3	8000 60480	13	11	8000 62727	28	42
8000 42677	10	11	8000 47662	24	17	8000 56359	24	13	8000 60501	13	38	8000 62728	2	6
8000 42781	18	3	8000 47662	24A	14	8000 56359	24A	10	8000 60502	13	36	8000 62728	3	28
8000 42926	28	36	8000 47708	2	13	8000 56359	28	66	8000 60558	2	22	8000 62728	5	10
8000 42946	28	35	8000 47822	19	17	8000 56377	10	26	8000 60577	7	22	8000 62728	7	9
8000 42955	13	52	8000 47826	19	15	8000 56377	20	8	8000 60873	5	27	8000 62728	9	42
8000 43015	23	11	8000 48138	9	40	8000 56381	22	3	8000 61014	25	6	8000 62728	12	30
8000 43391	15	4	8000 48209	8	3	8000 56444	12	28	8000 61068	16	53	8000 62728	14	14
8000 43714	5	2	8000 48591	12	31	8000 56444	24	15	8000 61078	20	10	8000 62728	15	54
8000 43789	6	13	8000 48772	25	18	8000 56444	24A	12	8000 61078	20	15	8000 62728	18	28
8000 43928	15	11	8000 48772	25A	19	8000 56444	28	32	8000 61313	19	20	8000 62728	19	26
8000 43928	15	13	8000 48773	25	19	8000 56783	14	24	8000 61313	24	14	8000 62728	20	12
8000 43928	15	41	8000 48773	25A	20	8000 56800	15	24	8000 61313	24A	11	8000 62728	21	5
8000 43928	26	25	8000 48856	6	20	8000 57155	20	23	8000 61313	27	7	8000 62728	28	5
8000 43928	26A	25	8000 48947	10	35	8000 57155	24	26	8000 61314	16	11	8000 62728	28	30
8000 43947	15	26	8000 49004	12	11	8000 57155	24A	25	8000 61362	22	15	8000 62729	28	67
8000 44043	13	45	8000 49016	6	21	8000 57242	5	31	8000 62200	6	7	8000 62728	28	70
8000 44240	15	15	8000 49608	8	4	8000 57242	22	19	8000 62209	8	6	8000 62729	5	39
8000 44240	17	37	8000 49654	24	6	8000 57413	13	44	8000 62416	28	26	8000 62729	16	26
8000 44240	18	32	8000 49654	24A	5	8000 58140	7	7	8000 62644	17	28	8000 62729	19	22
8000 44240	20	17	8000 49887	28	51	8000 58207	28	8	8000 62651	27	11	8000 62729	21	14
8000 44240	21	19	8000 50322	3	26	8000 58378	19	28	8000 62655	15	53	8000 62729	24	32
8000 44240	21	28	8000 50455	5	33	8000 58400	28	52	8000 62675	17	27	8000 62729	24A	33
8000 44240	23	20	8000 50569	27	10	8000 58541	3	6	8000 62676	17	26	8000 62730	2	39



DISEGNO DRAWING DESSIN ZEICHNUNG DIBUJO	TAVOLA DRAWING TABLE BILD TABLA	POS. NO. N. IND. POS.	DISEGNO DRAWING DESSIN ZEICHNUNG DIBUJO	TAVOLA DRAWING TABLE BILD TABLA	POS. NO. N. IND. POS.	DISEGNO DRAWING DESSIN ZEICHNUNG DIBUJO	TAVOLA DRAWING TABLE BILD TABLA	POS. NO. N. IND. POS.	DISEGNO DRAWING DESSIN ZEICHNUNG DIBUJO	TAVOLA DRAWING TABLE BILD TABLA	POS. NO. N. IND. POS.	DISEGNO DRAWING DESSIN ZEICHNUNG DIBUJO	TAVOLA DRAWING TABLE BILD TABLA	POS. NO. N. IND. POS.
8000 62730	3	13	8000 67449	5	15	8000 71009	10	19	8000 73140	15	18	8000 76283	17	43
8000 62730	8	2	8000 67457	13	10	8000 71011	10	25	8000 73225	26	10	8000 76338	20	11
8000 62730	8	17	8000 67458	13	46	8000 71012	10	14	8000 73225	26A	10	8000 76687	19	27
8000 62730	21	8	8000 67496	23	7	8000 71020	4	11	8000 73226	25	21	8000 76688	19	5
8000 62730	28	2	8000 67558	13	68	8000 71021	4	3	8000 73287	3	10	8000 77108	2	8
8000 62731	3	12	8000 67610	5	30	8000 71023	4	10	8000 73341	15	20	8000 77109	2	9
8000 62731	17	36	8000 67703		21	8000 71024	4	8	8000 73394	18	16	8000 77413	18	7
8000 62732	15	29	8000 67824	4	16	8000 71031	4	6	8000 73482	2	29	8000 77425	2	42
8000 62733	24	24	8000 67970	14	4	8000 71034	4	7	8000 73591	28	62	8000 77478	12	1
8000 62795	15	14	8000 67997	15	38	8000 71035	4	12	8000 73592	28	64	8000 77623	28	13
8000 62795	17	39	8000 67997	17	17	8000 71037	7	14	8000 73834	28	22	8000 77744	25	9
8000 62796	15	7	8000 67997	28	50	8000 71038	7	11	8000 74258	27	9	8000 77744	25A	9
8000 62796	16	7	8000 68666	5	13	8000 71039	7	18	8000 74259	27	8	8000 77827	27	17
8000 62797	24A	21	8000 68666	5	38	8000 71047	7	20	8000 74372	18	1	8000 77879	10	42
8000 63817	2	47	8000 69040	16	6	8000 71154	6	24	8000 74861	9	24	8000 77884	25	11
8000 63821	9	22	8000 69041	16	10	8000 71154	7	21	8000 74862	9	13	8000 77884	25A	11
8000 63822	9	2	8000 69056	15	9	8000 71158	10	27	8000 74863	9	15	8000 78164	20	24
8000 63829	6	29	8000 69056	15	46	8000 71159	10	28	8000 74864	9	3	8000 78181	14	7
8000 63830	6	29	8000 69125	20	5	8000 71160	10	29	8000 75043	25	20	8000 78915	19	21
8000 63831	6	29	8000 69148	21	21	8000 71230	9	43	8000 75043	25A	21	8000 79065	24	27
8000 63948	21	25	8000 69149	21	22	8000 71570	26	8	8000 75098	26	23	8000 79066	20	26
8000 64301	26	17	8000 69150	15	44	8000 71570	26A	8	8000 75098	26A	23	8000 79066	24	33
8000 64301	26A	17	8000 69156	2	24	8000 71578	28	12	8000 75155	19	1	8000 79067	24A	2
8000 64726	2	56	8000 69282	15	56	8000 71620	17	12	8000 75166	17	15	8000 79068	19	8
8000 64988	3	15	8000 69282	17	4	8000 71623	17	14	8000 75166	17	20	8000 79068	24	9
8000 65285	25	5	8000 69315	16	5	8000 71624	17	7	8000 75291	10	12	8000 79068	24A	32
8000 65442	26	22	8000 69429	21	4	8000 71625	17	7	8000 75302	10	1	8000 79069	24	3
8000 65442	26A	22	8000 69486	25	1	8000 71759	27	16	8000 75310	19	2	8000 79069	24A	24
8000 65464	26	24	8000 70028	28	58	8000 71806	24	22	8000 75342	25	4	8000 79070	24	23
8000 65464	26A	24	8000 70031	28	59	8000 71806	24A	19	8000 75380	23	2	8000 79070	24A	3
8000 65555	28	16	8000 70239	28	45	8000 72168	18	13	8000 75381	23	3	8000 79071	24	5
8000 65604	22	2	8000 70277	28	15	8000 72268	18	30	8000 75381	23	5	8000 79071	24A	4
8000 66238	22	5	8000 70279	28	48	8000 72290	3	9	8000 75480	19	25	8000 79072	20	27
8000 66395	2	40	8000 70280	28	34	8000 72348	21	23	8000 75584	2	37	8000 79073	20	30
8000 66479	28	14	8000 70282	28	37	8000 72411	23	9	8000 75672	14	20	8000 79096	24	2
8000 66480	28	17	8000 70322	16	49	8000 72494	28	10	8000 75673	14	19	8000 79098	24	8
8000 66482	28	18	8000 70324	16	31	8000 72874	17	33	8000 75842	19	6	8000 79099	24	4
8000 66774	19	3	8000 70328	16	46	8000 72884	17	16	8000 75868	18	4	8000 79100	24	7
8000 66350	5	4	8000 70379	23	15	8000 72943	9	26	8000 76002	17	34	8000 79309	9	28
8000 66858	5	11	8000 70696	20	7	8000 72962	7	38	8000 76003	17	38	8000 79311	9	51
8000 67355	19	24	8000 71007	10	17	8000 72964	6	12	8000 76024	24A	1	8000 79623	16	22
8000 67440	22	8	8000 71008	10	18	8000 72966	6	11	8000 76069	5	40	8000 79685	9	14

DISEGNO DRAWING DESSIN ZEICHNUNG DIBUJO	TAVOLA DRAWING TABLE BILD TABLA	POS. NO. N. IND. POS.	DISEGNO DRAWING DESSIN ZEICHNUNG DIBUJO	TAVOLA DRAWING TABLE BILD TABLA	POS. NO. N. IND. POS.	DISEGNO DRAWING DESSIN ZEICHNUNG DIBUJO	TAVOLA DRAWING TABLE BILD TABLA	POS. NO. N. IND. POS.	DISEGNO DRAWING DESSIN ZEICHNUNG DIBUJO	TAVOLA DRAWING TABLE BILD TABLA	POS. NO. N. IND. POS.	DISEGNO DRAWING DESSIN ZEICHNUNG DIBUJO	TAVOLA DRAWING TABLE BILD TABLA	POS. NO. N. IND. POS.
8000 79686	9	23	8000 82075	26A	18	8000 85024	9	31	8000 86246	8	21	8000 87118	2	21
8000 79687	9	20	8000 82204	2	35	8000 85025	9	27	8000 86323	15	55	8000 87119	5	1
8000 79688	9	18	8000 82205	2	34	8000 85153	28	29	8000 86385	16	45	8000 87120	5	3
8000 79689	9	1	8000 82347	10	21	8000 85154	27	15	8000 86515	24	11	8000 87121	27	12
8000 79690	9	6	8000 83126	10	20	8000 85221	17	1	8000 86515	24A	8	8000 87127	5	45
8000 79691	9	7	8000 83136	12	16	8000 85312	5	37	8000 86523	24	10	8000 87139	2	23
8000 79692	9	8	8000 83254	1	10	8000 85313	5	29	8000 86523	24A	7	8000 87147	2	57
8000 79693	9	10	8000 83334	28	68	8000 85314	5	32	8000 86936	26	2	8000 87179	17	30
8000 79761	21	7	8000 83395	16	8	8000 85374	5	36	8000 86937	26	3	8000 87200	15	19
8000 79789	26	24	8000 83745	18	22	8000 85373	3	2	8000 86938	26	13	8000 87201	15	27
8000 79789	26A	24	8000 83794	16	25	8000 85379	3	3	8000 86938	26A	13	8000 87202	15	28
8000 79794	20	24	8000 83830	16	29	8000 85380	6	3	8000 86939	26	14	8000 87253	28	7
8000 79794	20	24	8000 83875	15	16	8000 85380	7	29	8000 86939	26A	14	8000 87254	28	9
8000 80005	28	31	8000 83876	15	10	8000 85381	6	4	8000 86940	26	12	8000 87255	28	41
8000 80006	28	44	8000 83904	17	2	8000 85381	7	28	8000 86940	26A	12	8000 87276	19	16
8000 80531	2	54	8000 83987	15	30	8000 85382	7	27	8000 86945	25	1	8000 87317	24	18
8000 80532	2	52	8000 83999	15	42	8000 85383	6	5	8000 86952	26	19	8000 87317	24A	15
8000 80537	2	54	8000 84177	17	29	8000 85384	8	14	8000 86952	26A	19	8000 87562	28	34
8000 80538	2	52	8000 84261	14	18	8000 85390	9	36	8000 87052	19	9	8000 87580	15	23
8000 80824	4	4	8000 84308	14	8	8000 85391	7	39	8000 87053	24	21	8000 87682	29	3
8000 81149	2	59	8000 84309	14	9	8000 85392	7	1	8000 87054	19	13	8000 87682	29A	3
8000 81151	2	12	8000 84397	12	5	8000 85393	7	2	8000 87056	16	28	8000 87683	29	6
8000 81161	16	43	8000 84411	12	29	8000 85395	10	23	8000 87057	15	27	8000 87683	29A	6
8000 81162	16	42	8000 84412	7	43	8000 85640	26	4	8000 87058	18	25	8000 87684	29	7
8000 81645	2	26	8000 84413	7	42	8000 85673	28	33	8000 87063	19	7	8000 87684	29A	7
8000 81647	2	36	8000 84414	14	5	8000 85926	15	40	8000 87071	5	24	8000 87844	15	39
8000 81648	3	17	8000 84424	9	30	8000 85927	15	47	8000 87072	5	26	8000 87845	15	48
8000 81649	3	16	8000 84490	16	30	8000 85928	15	32	8000 87078	26	1	8000 87859	5	14
8000 81650	2	5	8000 84492	16	38	8000 85929	15	49	8000 87081	21	6	8000 87968	16	17
8000 81651	2	1	8000 84501	18	34	8000 85930	16	44	8000 87085	27	1	8000 87994	21	29
8000 81660	6	1	8000 84597	12	23	8000 85932	20	25	8000 87086	27	2	8000 87995	21	30
8000 81660	7	41	8000 84704	5	21	8000 85958	20	1	8000 87087	27	5	8000 87996	21	16
8000 81663	5	10	8000 84706	5	22	8000 85998	24	25	8000 87091	23	1	8000 87997	21	27
8000 81663	7	33	8000 84816	8	12	8000 85999	24	31	8000 87092	23	4	8000 88027	20	14
8000 81669	8	7	8000 84817	8	5	8000 86004	15	6	8000 87094	23	12	8000 88070	21	26
8000 81670	8	22	8000 84824	4	1	8000 86006	9	34	8000 87096	27	18	8000 88071	21	24
8000 81673	8	23	8000 84828	12	15	8000 86007	9	33	8000 87105	23	8	8000 88073	4	14
8000 81676	6	17	8000 84829	12	25	8000 86048	8	9	8000 87106	27	19	8000 88139	28	39
8000 81681	10	6	8000 84830	12	22	8000 86051	12	17	8000 87115	26	7	8000 88159	10	3
8000 81799	2	33	8000 84831	12	20	8000 86073	28	49	8000 87115	26A	7	8000 88167	2	7
8000 82047	6	18	8000 85019	12	18	8000 86243	8	19	8000 87116	22	17	8000 88230	10	13
8000 82075	26	18	8000 85020	4	2	8000 86245	8	13	8000 87117	14	15	8000 88240	22	16

DISEGNO DRAWING DESSIN ZEICHNUNG DIBUJO	TAVOLA DRAWING TABLE BILD TABLA	POS. NO. N. IND. POS.	DISEGNO DRAWING DESSIN ZEICHNUNG DIBUJO	TAVOLA DRAWING TABLE BILD TABLA	POS. NO. N. IND. POS.	DISEGNO DRAWING DESSIN ZEICHNUNG DIBUJO	TAVOLA DRAWING TABLE BILD TABLA	POS. NO. N. IND. POS.	DISEGNO DRAWING DESSIN ZEICHNUNG DIBUJO	TAVOLA DRAWING TABLE BILD TABLA	POS. NO. N. IND. POS.	DISEGNO DRAWING DESSIN ZEICHNUNG DIBUJO	TAVOLA DRAWING TABLE BILD TABLA	POS. NO. N. IND. POS.
8000 88316	29	4	8000 88780	26A	2	8000 89393	29	5	8000 90806	12	27	80B0 87062	5	43
8000 88316	29A	4	8000 88781	26A	3	8000 89393	29A	5	8000 90875	1	13	80B0 87317	24	18
8000 88317	29	2	8000 88782	24A	22	8000 89394	29	1	8000 91260	2	58	80B0 87317	24A	15
8000 88317	29	5	8000 88806	2	57	8000 89395	29	1	80A0 40596	13	50	80B0 89379	29	8
8000 88317	29A	2	8000 89069	2R	40	8000 89396	29	1	80A0 66222	2	15	80B0 89379	29A	8
8000 88317	29A	5	8000 89119	19	11	8000 89397	29A	1	80A0 66800	5	3	80D0 83767	16	16
8000 88335	28	69	8000 89124	19	12	8000 89517	16	33	80A0 67186	5	1	80D0 83768	16	20
8000 88337	28	61	8000 89285	16	34	8000 89518	16	32	80A0 67248	5	25	80D0 87059	21	1
8000 88355	29	10	8000 89374	29	7	8000 89519	16	37	80A0 69551	18	26	80D0 87060	28	1
8000 88355	29A	10	8000 89374	29A	7	8000 89520	16	39	80A0 73456	17	3	80D0 87061	5	17
8000 88356	29	11	8000 89375	29	6	8000 89521	16	36	80A0 74388	17	11	80D0 87062	5	43
8000 88356	29A	11	8000 89375	29A	6	8000 89522	16	54	80A0 78987	8	1	80E0 70209	21	12
8000 88386	27	17	8000 89376	29	13	8000 89523	16	35	80A0 79761	21	7	80E0 83767	16	16
8000 88427	13	69	8000 89376	29A	13	8000 89525	16	40	80A0 84306	14	3	80E0 83768	16	20
8000 88432	3	8	8000 89377	29	12	8000 89527	16	41	80A0 84820	8	11	80E0 87059	21	1
8000 88463	27	4	8000 89377	29A	12	8000 89534	29A	1	80A0 86523	24	10	80E0 87060	28	1
8000 88536	12	6	8000 89378	29	10	8000 89535	29A	1	80A0 86523	24A	7	80E0 87061	5	17
8000 88590	22	22	8000 89378	29A	10	8000 89536	29A	9	80A0 87317	24	18	80E0 87062	5	43
8000 88591	22	21	8000 89379	29	8	8000 89644	23	10	80A0 87317	24A	15	80F0 70209	21	12
8000 88592	22	20	8000 89379	29A	8	8000 89743	1	1	80A0 87427	14	16	80F0 83767	16	16
8000 88597	19	10	8000 89380	29	15	8000 89813	19	23	80A0 89379	29	8	80F0 83768	16	20
8000 88650	5	35	8000 89380	29A	15	8000 89814	19	19	80A0 89379	29A	8	80G0 12032	13	6
8000 88671	25A	6	8000 89383	29	9	8000 89815	19	14	80A0 89382	29	5	80G0 70209	21	12
8000 88672	25A	5	8000 89383	29	9	8000 89830	16	1	80A0 89384	29	3	8A00 01815	15	21
8000 88673	25A	4	8000 89384	29	3	8000 90104	24	34	80A0 89384	29A	3	8A00 02124	3	5
8000 88675	25A	1	8000 89384	29A	3	8000 90104	24A	20	80A0 89385	29	14	8A00 5960	2	19
8000 88678	26A	1	8000 89385	29	14	8000 90197	28	34	80A0 89385	29A	14	8A00 15960	2	41
8000 88680	26A	4	8000 89385	29A	14	8000 90228	21	35	80A0 89386	29	2	8A00 15960	3	23
8000 88690	29	12	8000 89386	29	2	8000 90231	13	8	80A0 89386	29A	2	8A00 20182	17	31
8000 88690	29A	12	8000 89386	29A	2	8000 90583	19	25	80A0 89392	29	4	8A00 24058	13	3
8000 88691	29	13	8000 89387	29	6	8000 90584	19	7	80A0 89392	29A	4	8A00 30342	14	10
8000 88691	29A	13	8000 89387	29A	6	8000 90611	1	9	80A0 89393	29A	5	8A00 31503	10	5
8000 88739	25A	2	8000 89388	29	7	8000 90662	1	3	80B0 43928	15	17	8A00 36984	17	35
8000 88746	19	18	8000 89388	29A	7	8000 90664	16	51	80B0 56359	27	13	8A00 42700	10	9
8000 88770	25A	15	8000 89389	29	12	8000 90665	16	52	80B0 69056	15	31	8A00 49617	12	3
8000 88771	24A	23	8000 89389	29A	12	8000 90666	16	50	80E0 75766	2	42	8A00 50322	3	26
8000 88772	24A	29	8000 89390	29	13	8000 90668	16	41	80B0 82879	25A	3	8A00 53155	16	14
8000 88773	24A	30	8000 89390	29A	13	8000 90669	16	33	80B0 86523	24	10	8A00 55241	20	6
8000 88774	24A	28	8000 89391	29	10	8000 90670	16	32	80B0 86523	24A	7	8A00 55241	25	15
8000 88775	24A	27	8000 89391	29A	10	8000 90674	1	11	80B0 87059	21	1	8A00 55241	25A	16
8000 88776	24A	26	8000 89392	29	4	8000 90698	14	23	80B0 87060	28	1	8A00 59975	7	35
8000 88777	24A	31	8000 89392	29A	4	8000 90718	16	34	80B0 87061	5	17	8A00 60415	2	45

DISEGNO DRAWING DESSIN ZEICHNUNG DIBUJO	TAVOLA DRAWING TABLE BILD TABLA	POS. NO. N. IND. POS.	DISEGNO DRAWING DESSIN ZEICHNUNG DIBUJO	TAVOLA DRAWING TABLE BILD TABLA	POS. NO. N. IND. POS.	DISEGNO DRAWING DESSIN ZEICHNUNG DIBUJO	TAVOLA DRAWING TABLE BILD TABLA	POS. NO. N. IND. POS.	DISEGNO DRAWING DESSIN ZEICHNUNG DIBUJO	TAVOLA DRAWING TABLE BILD TABLA	POS. NO. N. IND. POS.	DISEGNO DRAWING DESSIN ZEICHNUNG DIBUJO	TAVOLA DRAWING TABLE BILD TABLA	POS. NO. N. IND. POS.
8A00 60463	9	9	8A00 80668	2	55	8B00 67207	21	17	8D00 70208	21	9			
8A00 60479	13	1	8A00 80669	2	53	8B00 67545	8	15	8D00 85291	26	20			
8A00 60522	13	70	8A00 83830	16	29	8B00 67545	8	24	8D00 85291	26A	20			
8A00 60523	13	72	8A00 84311	22	18	8B00 67545	23	18	8E00 32069	7	13			
8A00 62129	25	17	8A00 84470	12	26	8B00 67997	16	24	8E00 67545	8	8			
8A00 62129	25A	18	8A00 84473	12	24	8B00 69285	18	21	8E00 70208	21	9			
8A00 62797	18	14	8A00 85291	26	20	8B00 69429	28	3	8E00 79783	26	22			
8A00 62797	18	23	8A00 85291	26A	20	8B00 70379	23	16	8E00 79783	26A	22			
8A00 63644	2	44	8A00 86367	15	1	8B00 72966	7	31	8E00 85291	26	20			
8A00 65503	16	9	8A00 86369	15	1	8B00 73458	15	5	8E00 85291	26A	20			
8A00 65847	6	31	8A00 86498	16	3	8B00 80661	2	27	8F00 09408	12	21			
8A00 66223	28	21	8A00 86499	16	4	8B00 80668	2	55	8F00 10789	3	7			
8A00 66525	6	9	8A00 86945	26	4	8B00 80669	2	53	8F00 56515	14	21			
8A00 66525	7	34	8A00 87053	24A	18	8B00 82879	26A	6	8F00 70208	21	9			
8A00 66661	17	40	8A00 87056	16	28	8B00 85291	26	20	8G00 13332	7	19			
8A00 66953	7	24	8A00 87057	16	27	8B00 85291	26A	20	8H00 36022	9	21			
8A00 67545	18	29	8A00 87080	21	6	8B0067545	6	34	8L00 73458	15	45			
8A00 67823	4	15	8A00 87179	17	30	8BC0 69430	21	20	8M00 73458	15	8			
8A00 67997	6	6	8A00 88336	28	60	8BD0 69430	21	20	8NA0 05761	13	5			
8A00 69056	24	24	8AAC 36237	18	8	8BE0 69430	21	20	8Q00 27910	13	2			
8A00 69138	18	15	8AA0 76028	17	24	8BN0 21507	15	52						
8A00 69282	17	42	8AA0 81673	8	23	8C00 16930	9	25						
8A00 69429	18	27	8AB0 66630	22	1	8C00 50322	3	26						
8A00 69429	28	4	8AB0 76028	17	24	8C00 52306	1	8						
8A00 71004	10	24	8AP0 12041	13	4	8C00 61121	17	8						
8A00 74181	24	30	8B00 26846	26	11	8C00 67545	6	35						
8A00 74718	25	14	8B00 26846	26A	11	8C00 67545	8	16						
8A00 74718	25A	14	8B00 32069	7	13	8C00 67963	5	23						
8A00 75042	25	8	8B00 35876	10	31	8C00 67997	10	16						
8A00 75042	25A	8	8B00 38752	22	12	8C00 67997	16	18						
8A00 75153	18	5	8B00 40796	26	21	8C00 67997	7	21						
8A00 75934	28	53	8B00 40796	26A	21	8C00 72621	26	16						
8A00 75984	5	34	8B00 42029	17	6	8C00 72621	26A	16						
8A00 77715	4	5	8B00 42029	18	17	8C00 82861	9	39						
8A00 77740	24	1	8B00 50322	3	26	8C00 85291	26	20						
8A00 78647	12	13	8B00 53546	15	51	8C00 85291	26A	20						
8A00 78765	2	51	8B00 54139	10	2	8CA0 50798	24	16						
8A00 79058	3	19	8B00 55532	6	19	8CA0 50798	24A	13						
8A00 79784	26	23	8B00 57760	20	19	8COO 69056	16	2						
8A00 79784	26A	23	8B00 60522	13	71	8D00 32069	7	13						
8A00 79973	7	10	8B00 65572	25	16	8D00 67545	3	14						
8A00 80661	2	27	8B00 65572	25A	17	8D00 67545	23	19						